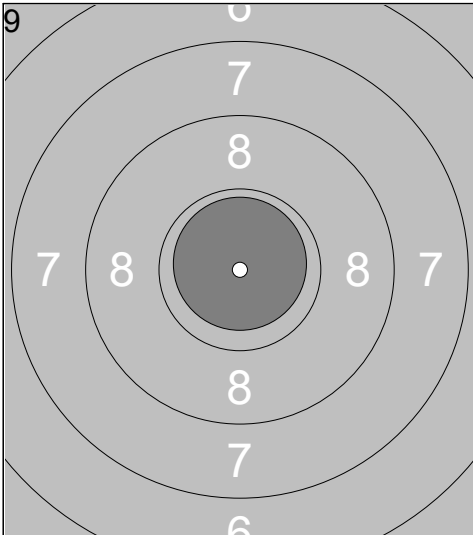
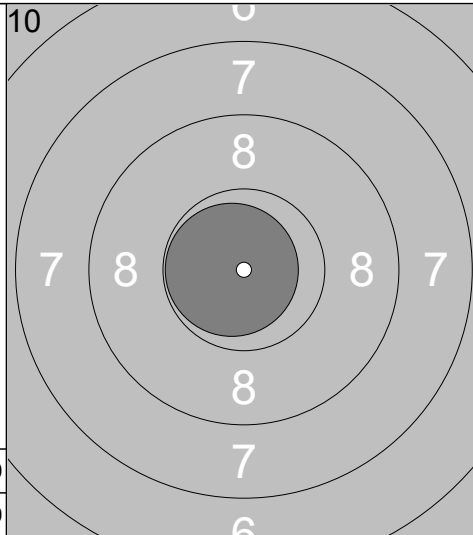


<p>1</p> <p style="text-align: center;">7 8 7 8 8 7 8 7</p>	<p>1: 10.7x ↑</p> <p>Serie 10 Total 10</p>	<p>2</p> <p style="text-align: center;">7 8 7 8 8 7 8 7</p>	<p>1: 10.7x →</p> <p>Serie 10 Total 20</p>
<p>3</p> <p style="text-align: center;">7 8 7 8 8 7 8 7</p>	<p>1: 10.3x ←</p> <p>Serie 10 Total 30</p>	<p>4</p> <p style="text-align: center;">7 8 7 8 8 7 8 7</p>	<p>1: 10.3x ←</p> <p>Serie 10 Total 40</p>
<p>5</p> <p style="text-align: center;">7 8 7 8 8 7 8 7</p>	<p>1: 10.6x ←</p> <p>Serie 10 Total 50</p>	<p>6</p> <p style="text-align: center;">7 8 7 8 8 7 8 7</p>	<p>1: 10.5x ↑</p> <p>Serie 10 Total 60</p>
<p>7</p> <p style="text-align: center;">7 8 7 8 8 7 8 7</p>	<p>1: 10.7x ←</p> <p>Serie 10 Total 70</p>	<p>8</p> <p style="text-align: center;">7 8 7 8 8 7 8 7</p>	<p>1: 10.7x ↗</p> <p>Serie 10 Total 80</p>



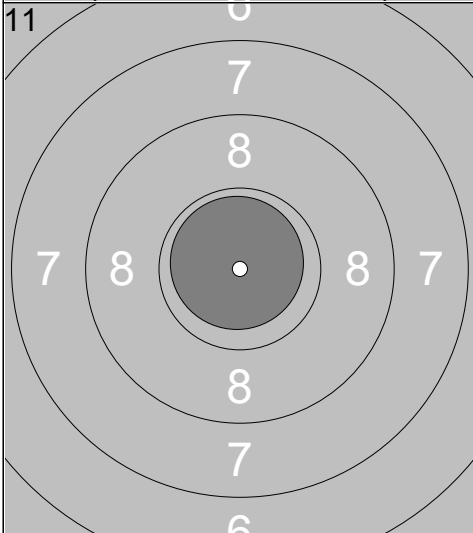
1: 10.9x ↑

Serie	10
Total	90



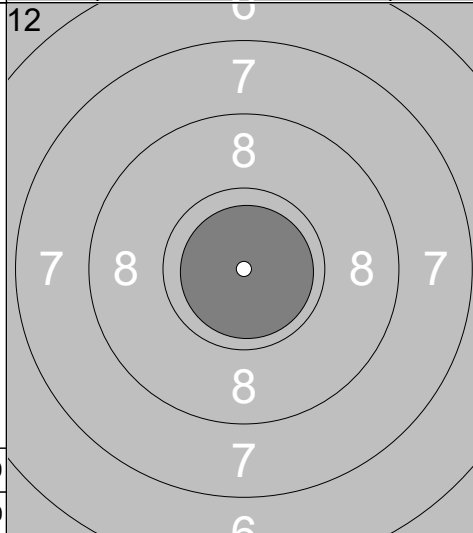
1: 10.8x ←

Serie	10
Total	100



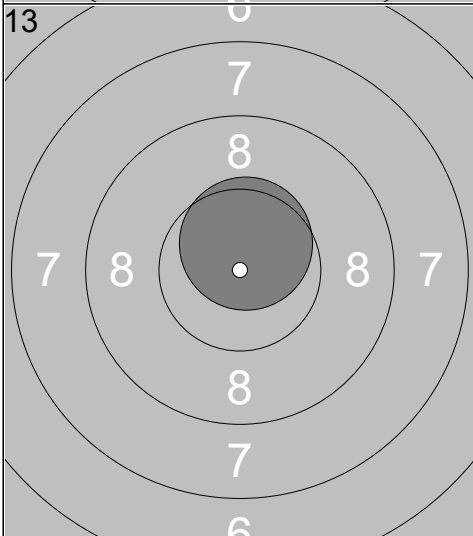
1: 10.8x ↖

Serie	10
Total	110



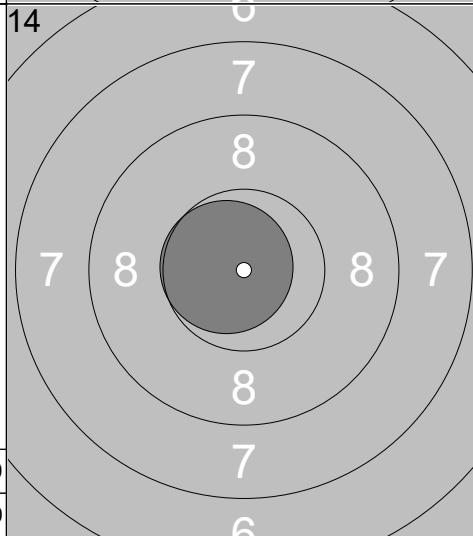
1: 10.9x ↘

Serie	10
Total	120



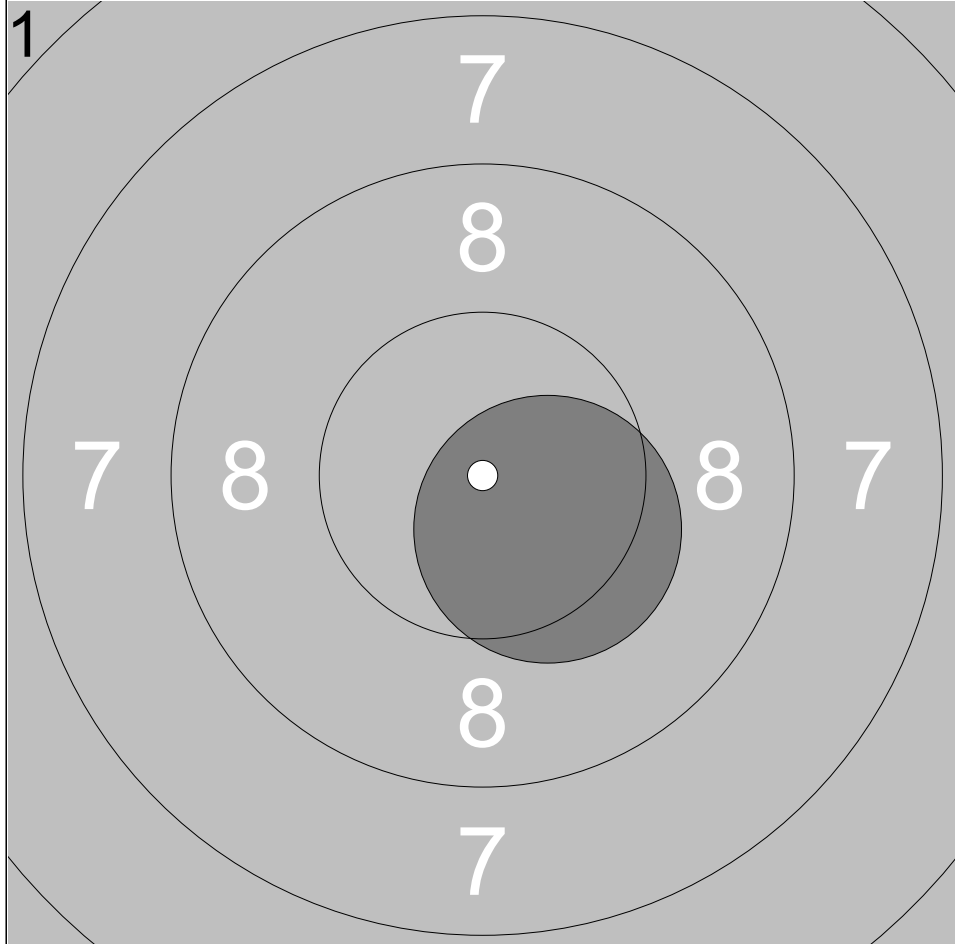
1: 10.6x ↑

Serie	10
Total	130

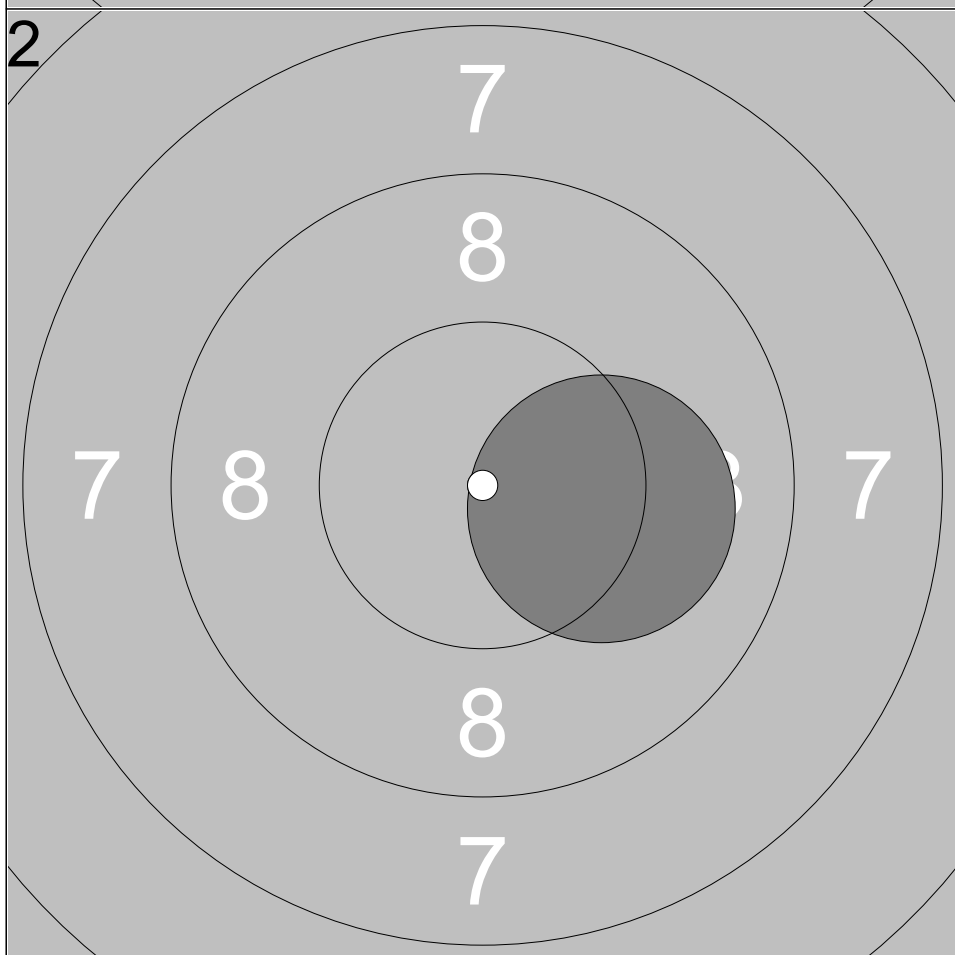


1: 10.7x ←

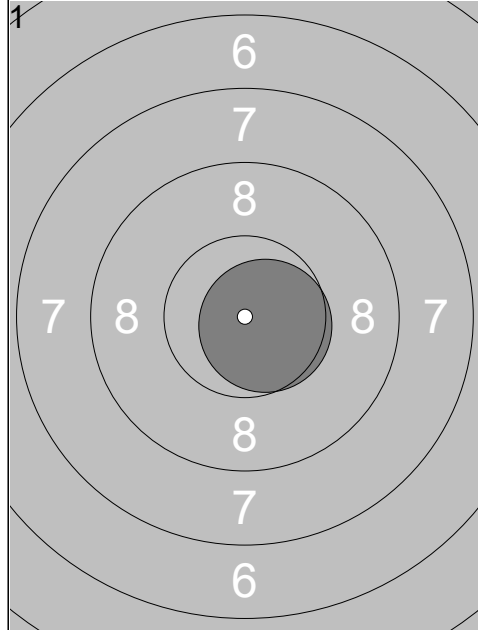
Serie	10
Total	140



1:	10.4x	↘
Serie		10
Total		10

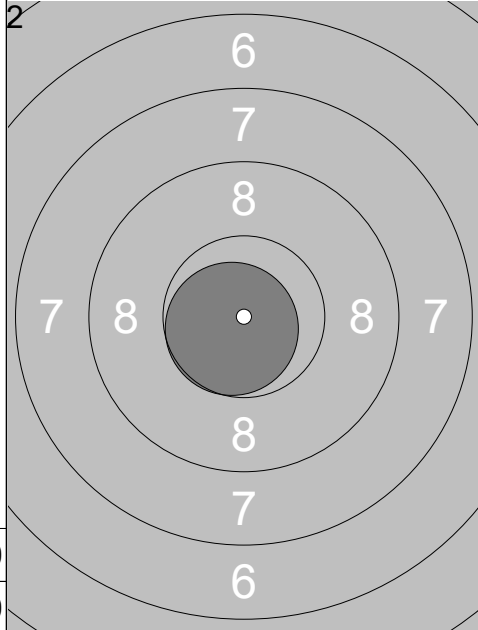


1:	10.1	→
Serie		10
Total		20



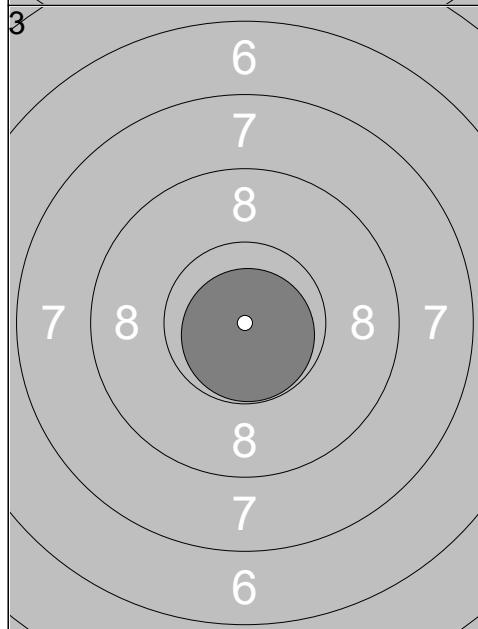
1: 10.6x →

Serie	10
Total	10



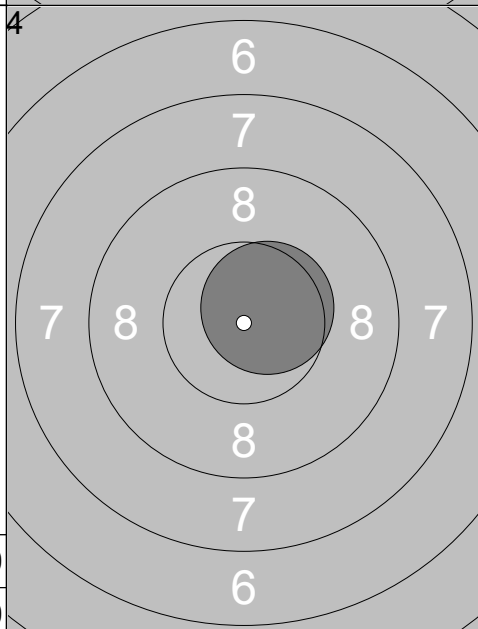
1: 10.7x ↙

Serie	10
Total	20



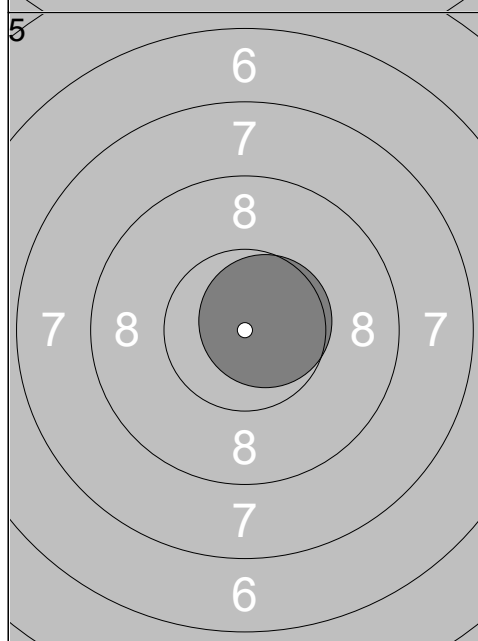
1: 10.8x ↓

Serie	10
Total	30



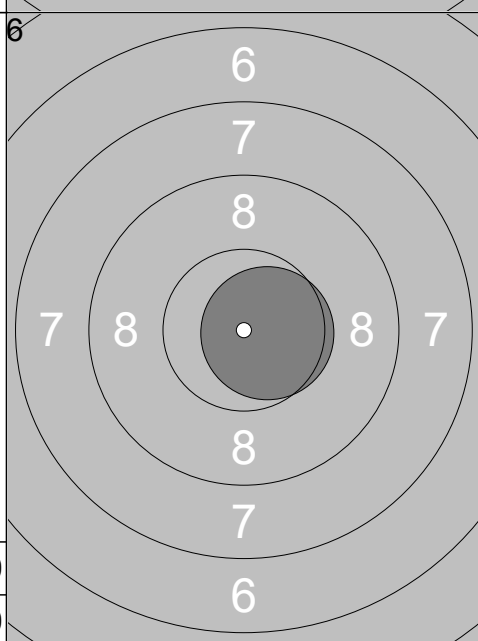
1: 10.6x ↗

Serie	10
Total	40



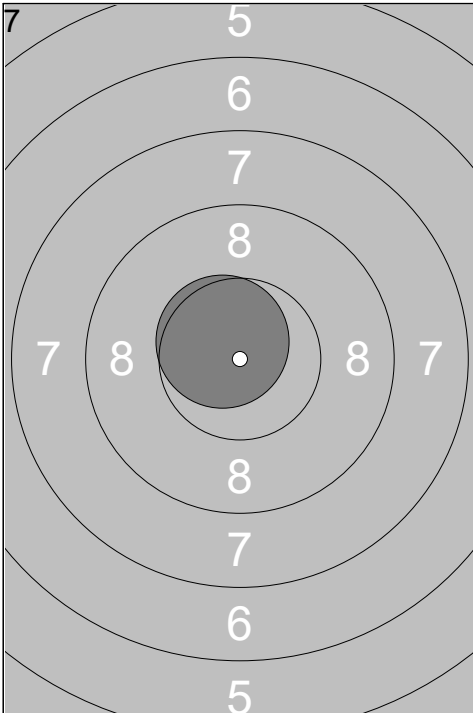
1: 10.6x →

Serie	10
Total	50



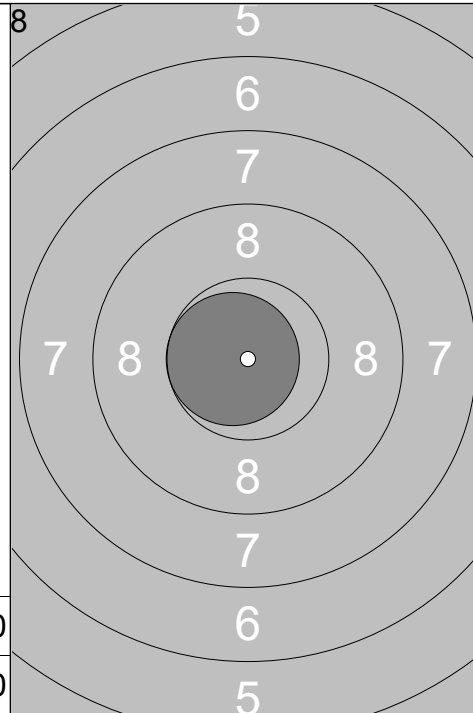
1: 10.6x →

Serie	10
Total	60



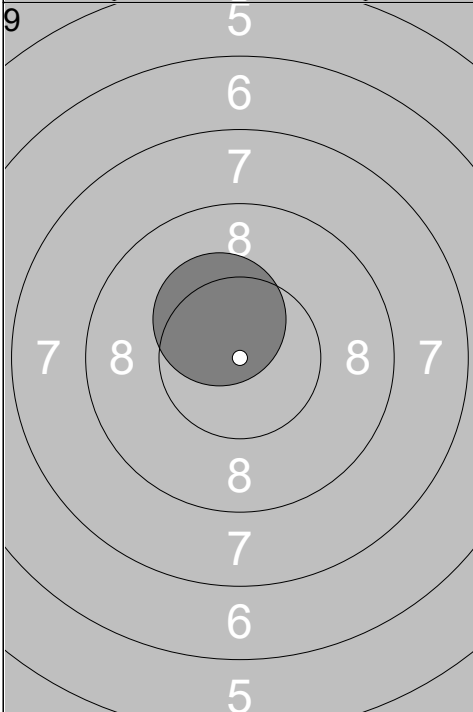
1: 10.6x ↗

Serie	10
Total	70



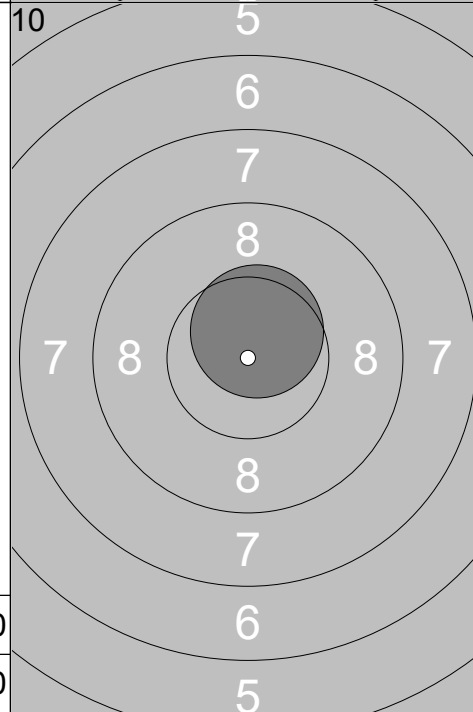
1: 10.7x ←

Serie	10
Total	80



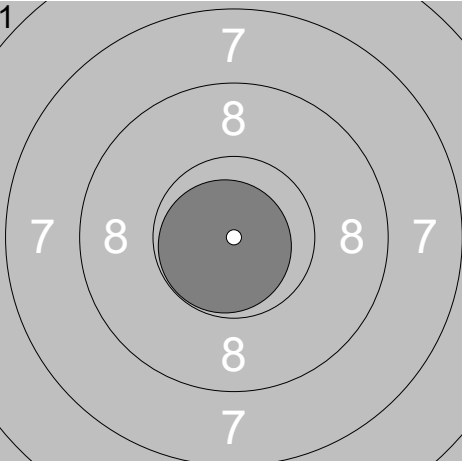
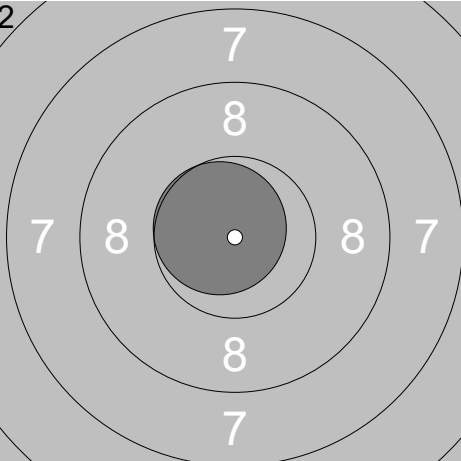
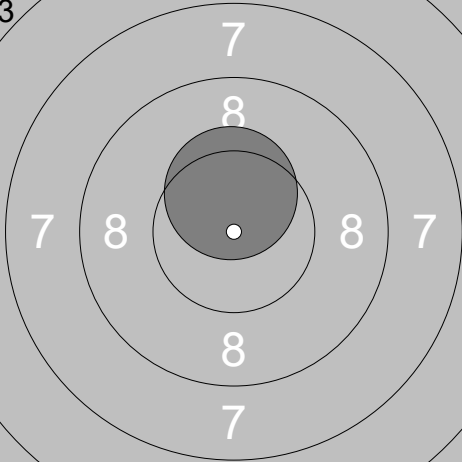
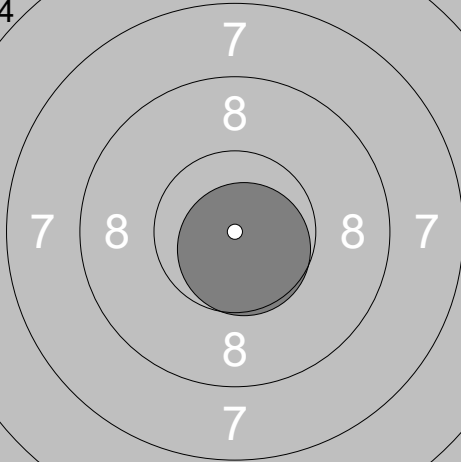
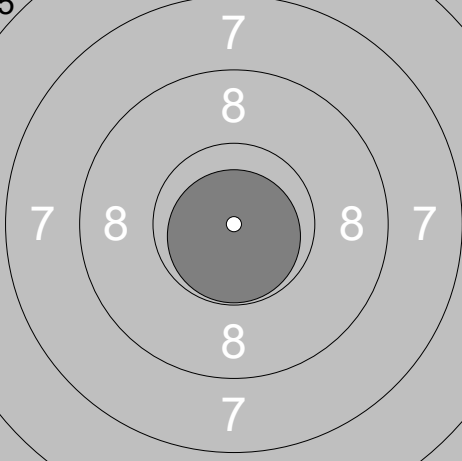
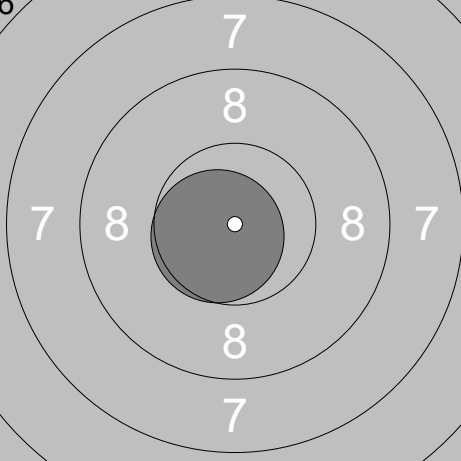


1: 10.4x ↗

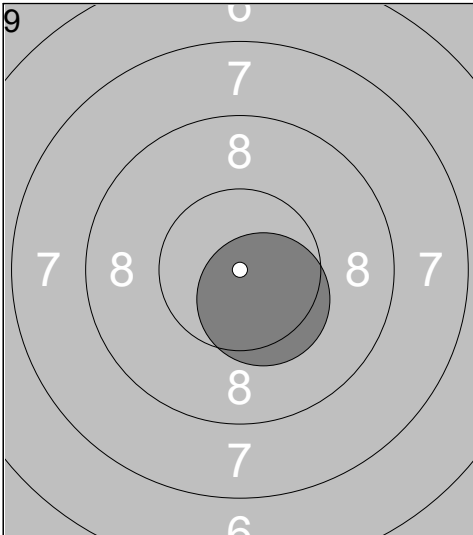
Serie	10
Total	90



1: 10.6x ↗

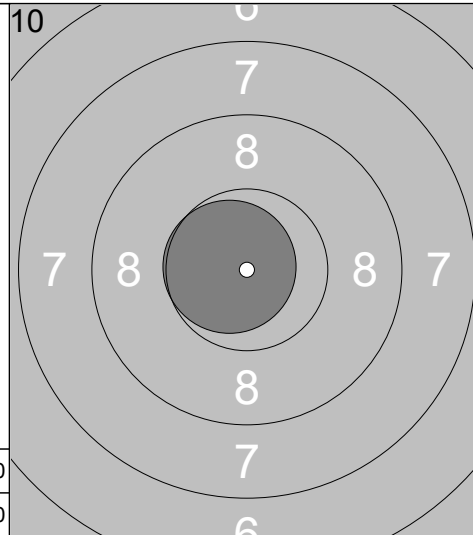
Serie	10
Total	100

<p>1</p>  <table border="1" style="width:100%; border-collapse: collapse; margin-top: 10px;"> <tr><td>1: 10.8x ↙</td></tr> <tr><td>Serie 10</td></tr> <tr><td>Total 10</td></tr> </table>	1: 10.8x ↙	Serie 10	Total 10	<p>2</p>  <table border="1" style="width:100%; border-collapse: collapse; margin-top: 10px;"> <tr><td>1: 10.7x ↖</td></tr> <tr><td>Serie 10</td></tr> <tr><td>Total 20</td></tr> </table>	1: 10.7x ↖	Serie 10	Total 20
1: 10.8x ↙							
Serie 10							
Total 10							
1: 10.7x ↖							
Serie 10							
Total 20							
<p>3</p>  <table border="1" style="width:100%; border-collapse: collapse; margin-top: 10px;"> <tr><td>1: 10.4x ↑</td></tr> <tr><td>Serie 10</td></tr> <tr><td>Total 30</td></tr> </table>	1: 10.4x ↑	Serie 10	Total 30	<p>4</p>  <table border="1" style="width:100%; border-collapse: collapse; margin-top: 10px;"> <tr><td>1: 10.7x ↘</td></tr> <tr><td>Serie 10</td></tr> <tr><td>Total 40</td></tr> </table>	1: 10.7x ↘	Serie 10	Total 40
1: 10.4x ↑							
Serie 10							
Total 30							
1: 10.7x ↘							
Serie 10							
Total 40							
<p>5</p>  <table border="1" style="width:100%; border-collapse: collapse; margin-top: 10px;"> <tr><td>1: 10.8x ↓</td></tr> <tr><td>Serie 10</td></tr> <tr><td>Total 50</td></tr> </table>	1: 10.8x ↓	Serie 10	Total 50	<p>6</p>  <table border="1" style="width:100%; border-collapse: collapse; margin-top: 10px;"> <tr><td>1: 10.7x ↙</td></tr> <tr><td>Serie 10</td></tr> <tr><td>Total 60</td></tr> </table>	1: 10.7x ↙	Serie 10	Total 60
1: 10.8x ↓							
Serie 10							
Total 50							
1: 10.7x ↙							
Serie 10							
Total 60							
<p>7</p>  <table border="1" style="width:100%; border-collapse: collapse; margin-top: 10px;"> <tr><td>1: 10.5x ↙</td></tr> <tr><td>Serie 10</td></tr> <tr><td>Total 70</td></tr> </table>	1: 10.5x ↙	Serie 10	Total 70	<p>8</p>  <table border="1" style="width:100%; border-collapse: collapse; margin-top: 10px;"> <tr><td>1: 10.6x ↗</td></tr> <tr><td>Serie 10</td></tr> <tr><td>Total 80</td></tr> </table>	1: 10.6x ↗	Serie 10	Total 80
1: 10.5x ↙							
Serie 10							
Total 70							
1: 10.6x ↗							
Serie 10							
Total 80							



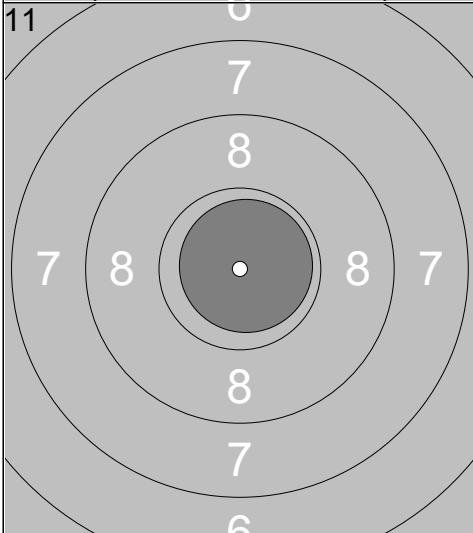
1: 10.4x ↘

Serie	10
Total	90



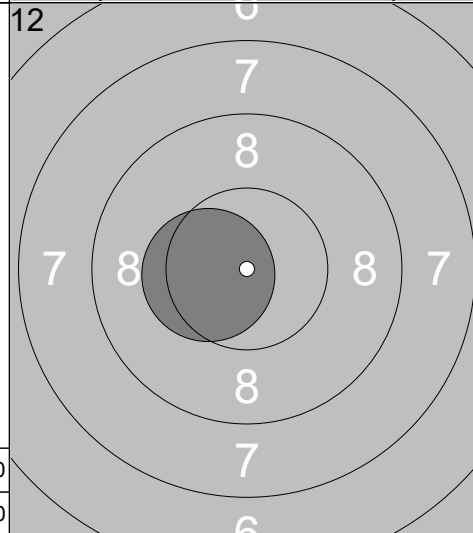
1: 10.7x ←

Serie	10
Total	100



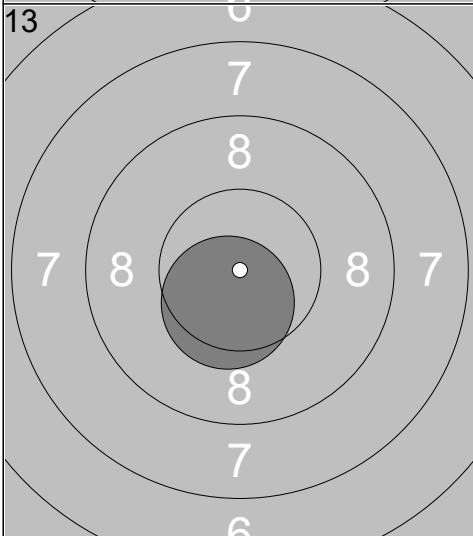
1: 10.9x ↗

Serie	10
Total	110



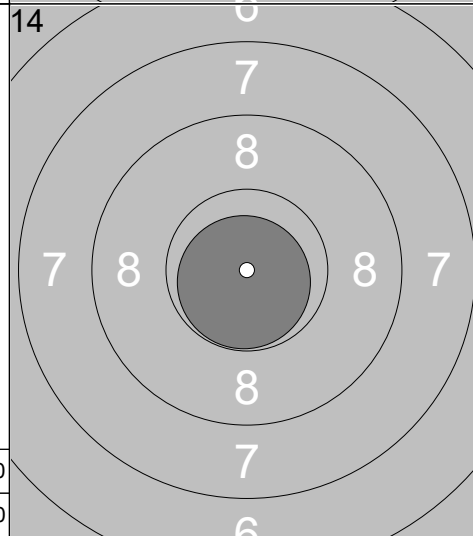
1: 10.4x ←

Serie	10
Total	120



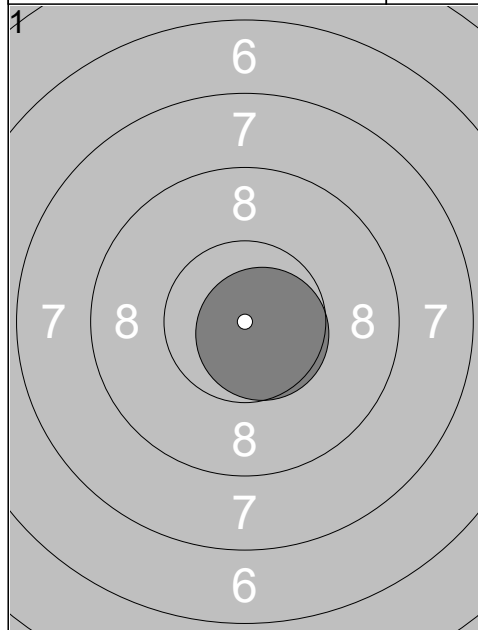
1: 10.5x ↘

Serie	10
Total	130



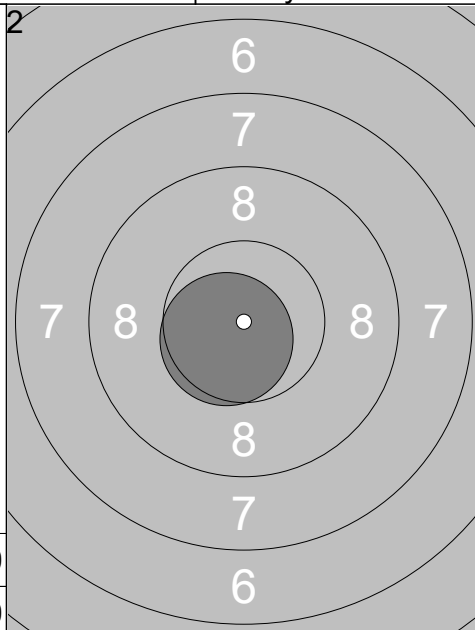
1: 10.8x ↘

Serie	10
Total	140



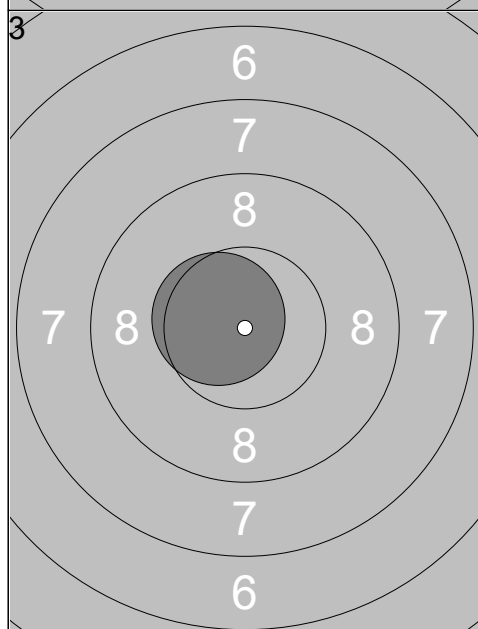
1: 10.7x ↘

Serie	10
Total	10



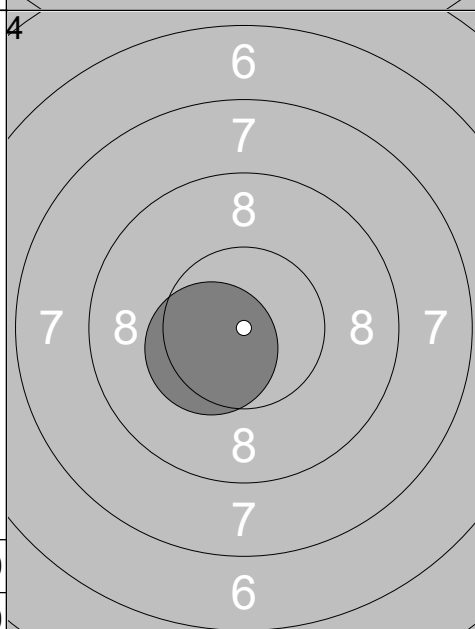
1: 10.6x ↙

Serie	10
Total	20



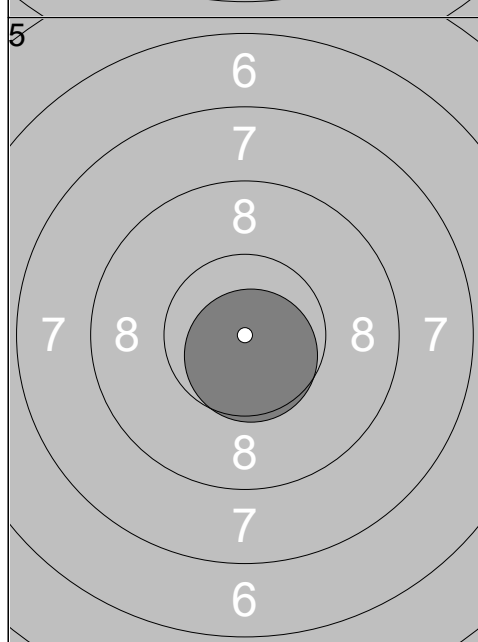
1: 10.6x ↙

Serie	10
Total	30



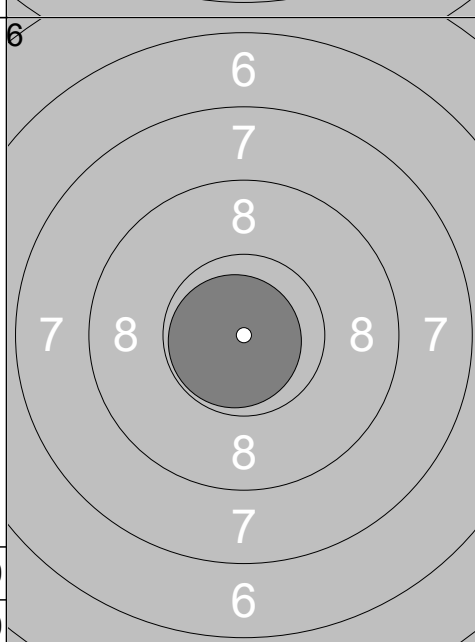
1: 10.4x ↙

Serie	10
Total	40



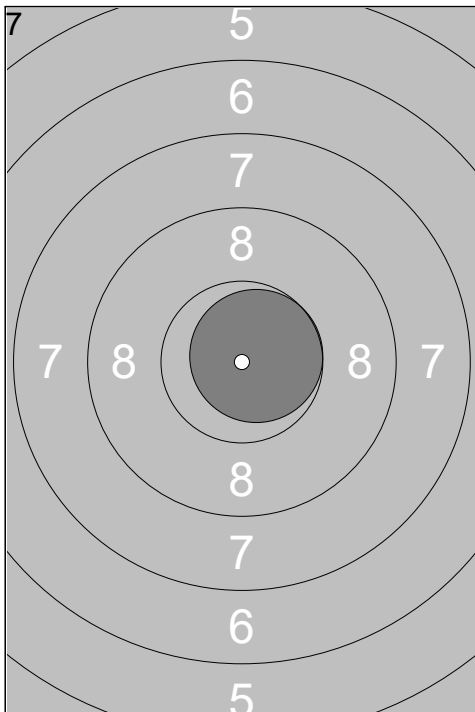
1: 10.7x ↓

Serie	10
Total	50



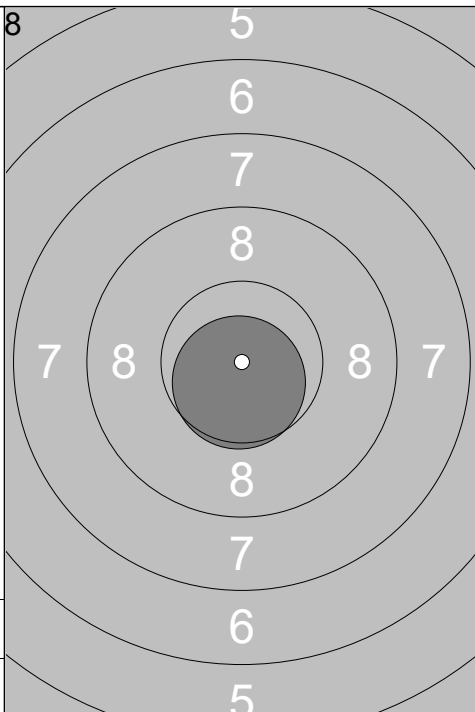
1: 10.8x ↙

Serie	10
Total	60



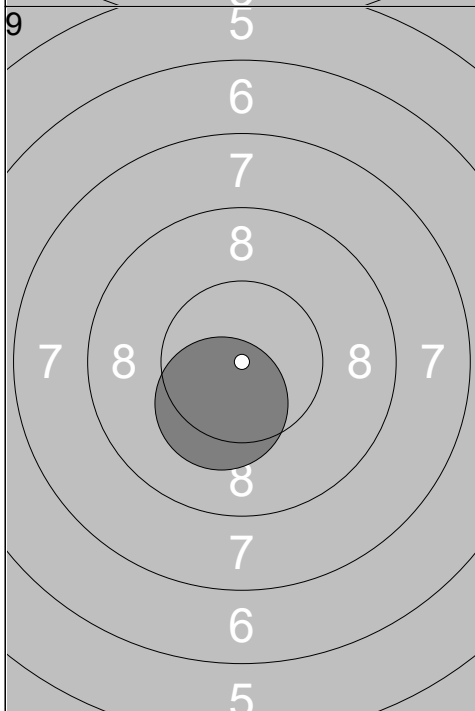
1: 10.7x →

Serie	10
Total	70



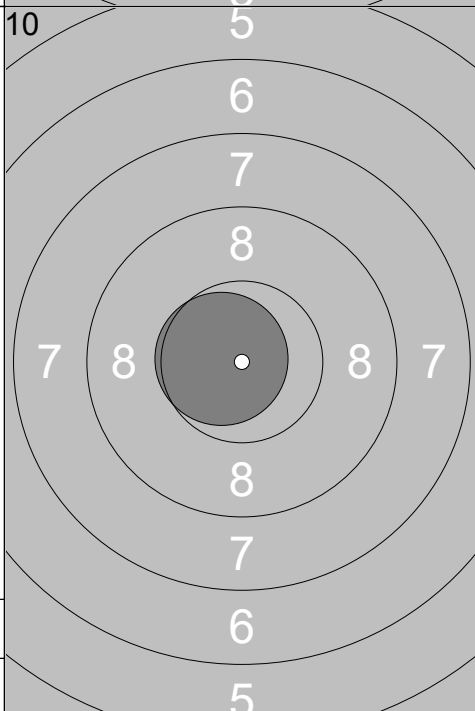
1: 10.7x ↓

Serie	10
Total	80



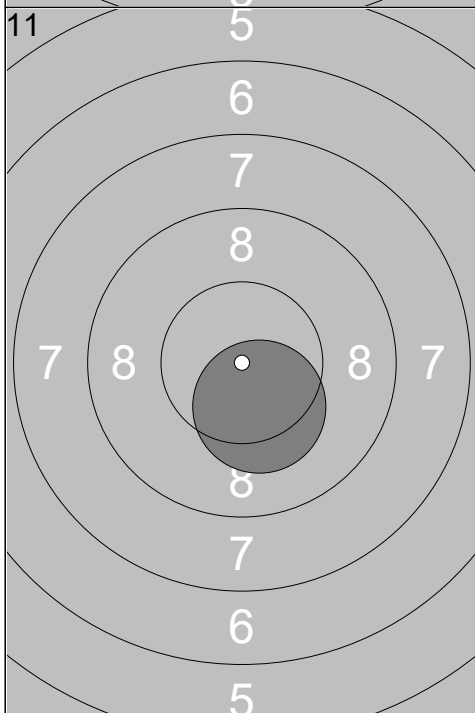
1: 10.3x ↓

Serie	10
Total	90



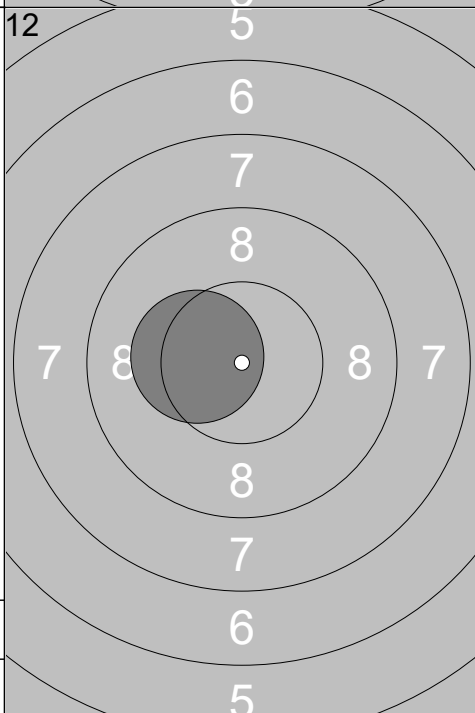
1: 10.7x ←←

Serie	10
Total	100



1: 10.3x ↓

Serie	10
Total	110



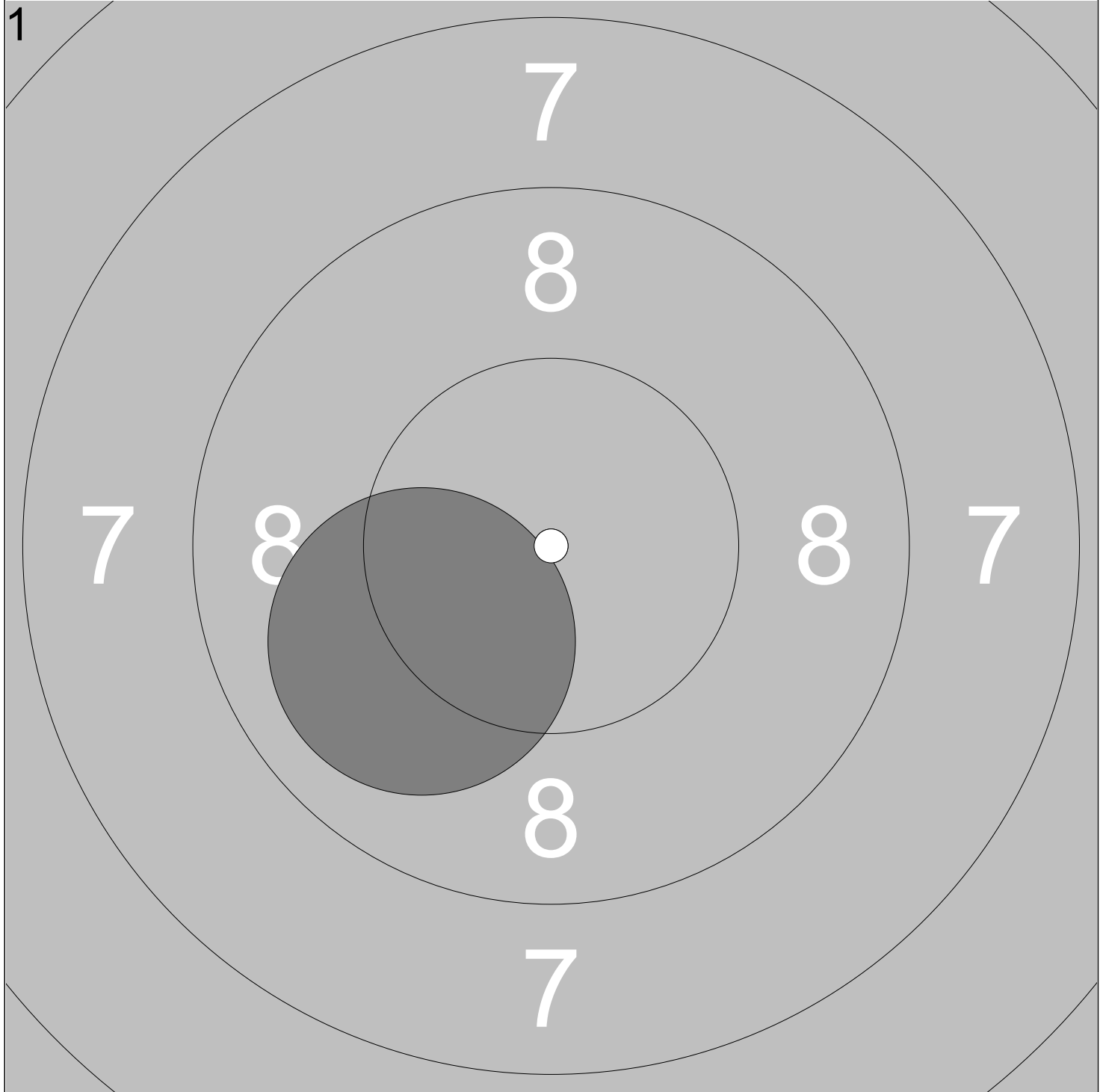
1: 10.3x ←←

Serie	10
Total	120

Skjutlag 1	Tavla 16	Mathilda Berglund
----------------------	--------------------	--------------------------

Lions Cup 2018 Final	Söraby Skytteförening	F Sitt
----------------------	-----------------------	--------

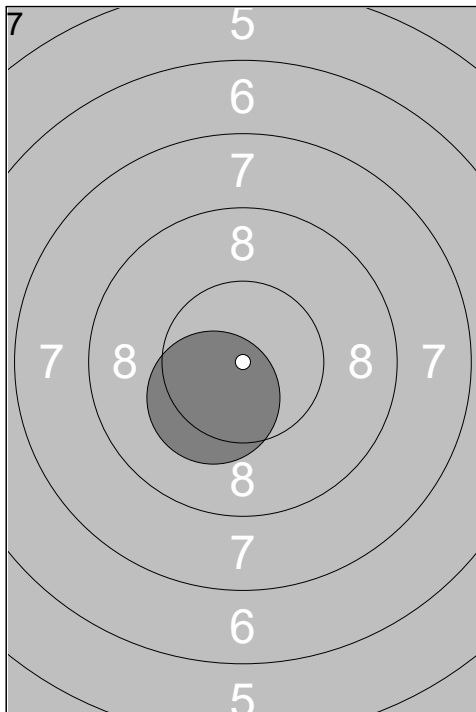
24.03.2018	Lions Cup 2018	Söraby SKF
------------	----------------	------------



1: 10.0 ↙	Serie 10
	Total 10

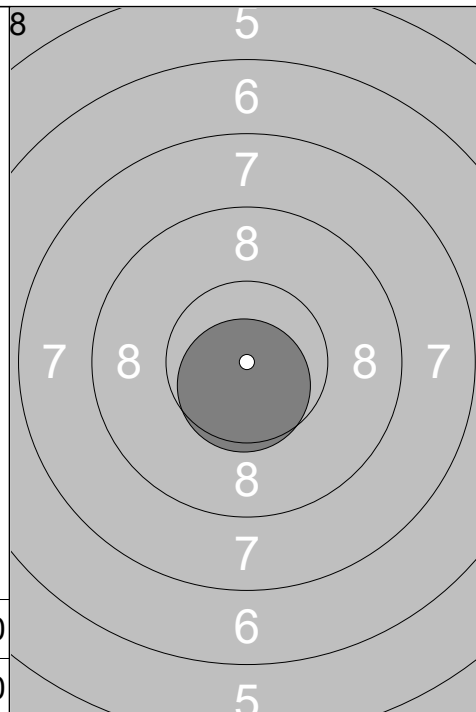
Lions Cup 2018

Skjutlag 1	Tavla 17	Hannes Johansson	
Lions Cup 2018 Final		Berga Ungdomsskytteförening	F Sitt
24.03.2018	Lions Cup 2018	Söraby SKF	
1	1: 10.6x ↘	2	1: 10.6x ↓
	Serie 10 Total 10		Serie 10 Total 20
3	1: 10.8x ←	4	1: 10.5x ↓
	Serie 10 Total 30		Serie 10 Total 40
5	1: 10.9x ↘	6	1: 10.4x ↑
	Serie 10 Total 50		Serie 10 Total 60



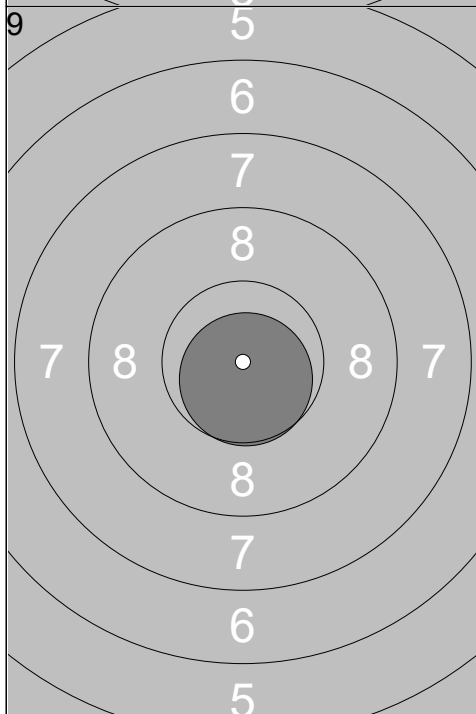
1: 10.3x ↙

Serie	10
Total	70



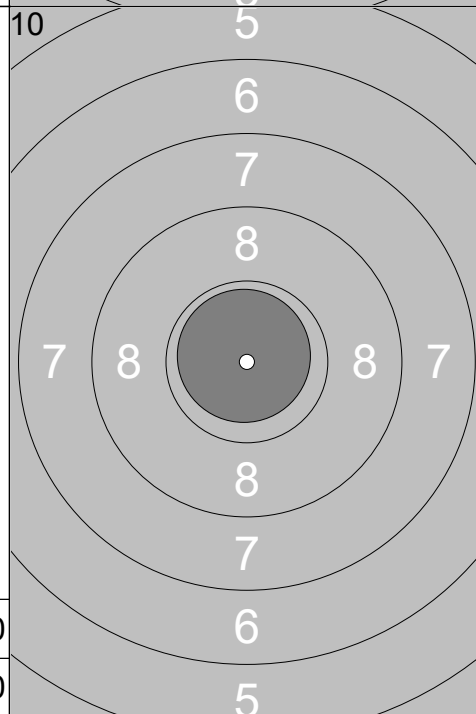
1: 10.6x ↓

Serie	10
Total	80



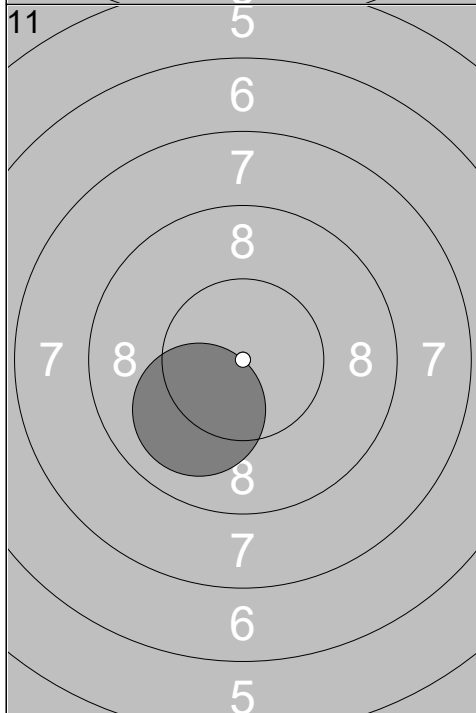
1: 10.7x ↓

Serie	10
Total	90



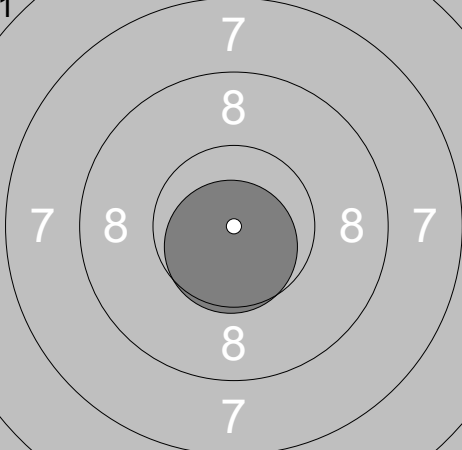
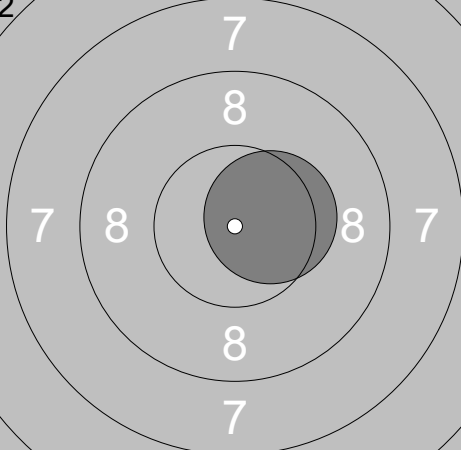
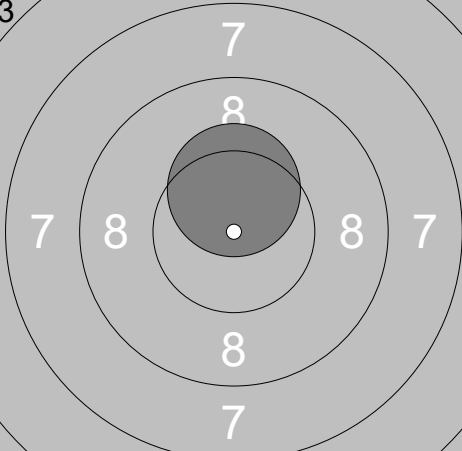
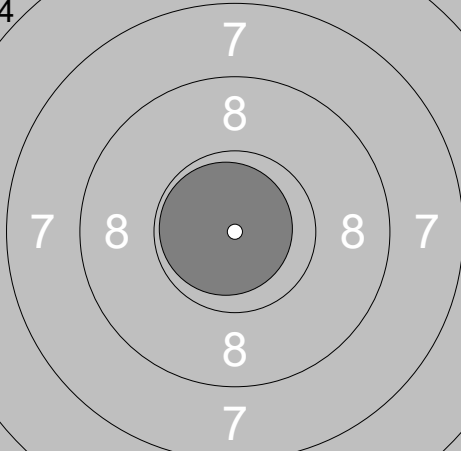
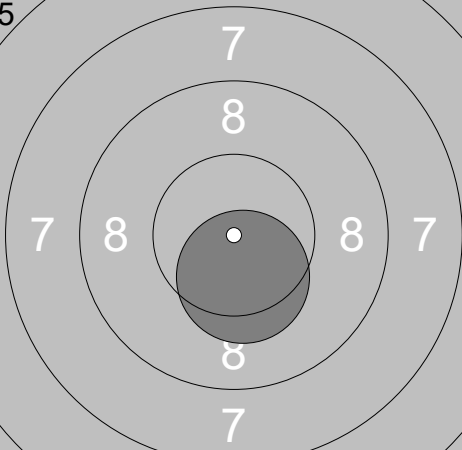
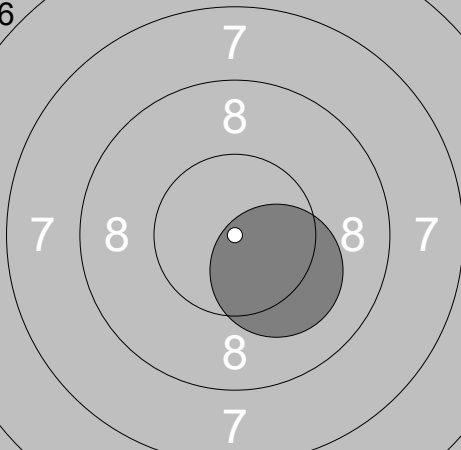
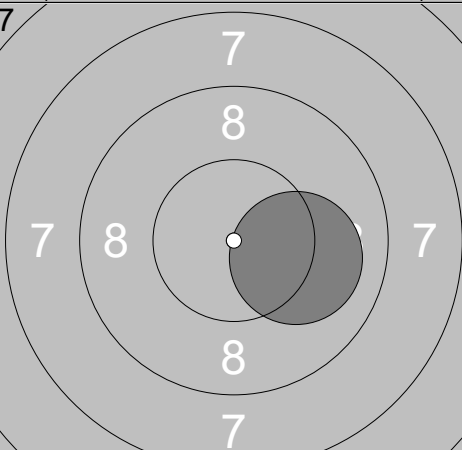
1: 10.9x ↗

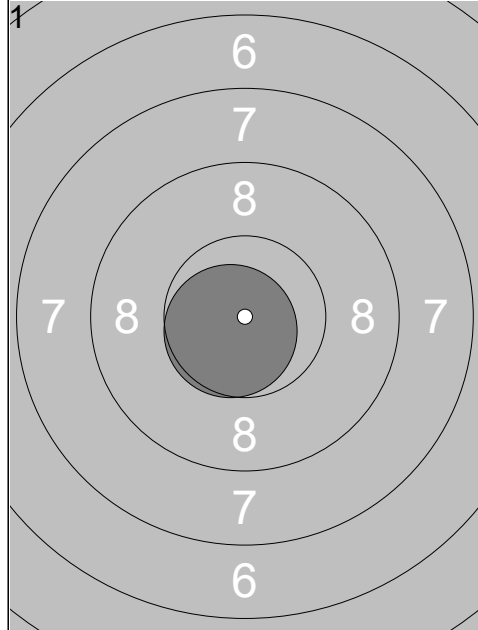
Serie	10
Total	100



1: 10.1 ↙

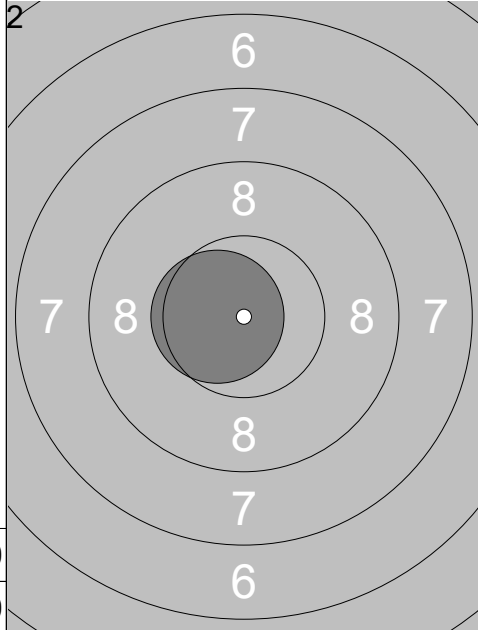
Serie	10
Total	110

<p>1</p>  <p style="text-align: center;">1: 10.7x ↓</p> <table border="1" style="width:100%; border-collapse: collapse;"> <tr><td>Serie</td><td style="text-align: right;">10</td></tr> <tr><td>Total</td><td style="text-align: right;">10</td></tr> </table>	Serie	10	Total	10	<p>2</p>  <p style="text-align: center;">1: 10.5x →</p> <table border="1" style="width:100%; border-collapse: collapse;"> <tr><td>Serie</td><td style="text-align: right;">10</td></tr> <tr><td>Total</td><td style="text-align: right;">20</td></tr> </table>	Serie	10	Total	20
Serie	10								
Total	10								
Serie	10								
Total	20								
<p>3</p>  <p style="text-align: center;">1: 10.4x ↑</p> <table border="1" style="width:100%; border-collapse: collapse;"> <tr><td>Serie</td><td style="text-align: right;">10</td></tr> <tr><td>Total</td><td style="text-align: right;">30</td></tr> </table>	Serie	10	Total	30	<p>4</p>  <p style="text-align: center;">1: 10.8x ←</p> <table border="1" style="width:100%; border-collapse: collapse;"> <tr><td>Serie</td><td style="text-align: right;">10</td></tr> <tr><td>Total</td><td style="text-align: right;">40</td></tr> </table>	Serie	10	Total	40
Serie	10								
Total	30								
Serie	10								
Total	40								
<p>5</p>  <p style="text-align: center;">1: 10.4x ↓</p> <table border="1" style="width:100%; border-collapse: collapse;"> <tr><td>Serie</td><td style="text-align: right;">10</td></tr> <tr><td>Total</td><td style="text-align: right;">50</td></tr> </table>	Serie	10	Total	50	<p>6</p>  <p style="text-align: center;">1: 10.2x ↘</p> <table border="1" style="width:100%; border-collapse: collapse;"> <tr><td>Serie</td><td style="text-align: right;">10</td></tr> <tr><td>Total</td><td style="text-align: right;">60</td></tr> </table>	Serie	10	Total	60
Serie	10								
Total	50								
Serie	10								
Total	60								
<p>7</p>  <p style="text-align: center;">1: 10.1 →</p> <table border="1" style="width:100%; border-collapse: collapse;"> <tr><td>Serie</td><td style="text-align: right;">10</td></tr> <tr><td>Total</td><td style="text-align: right;">70</td></tr> </table>	Serie	10	Total	70					
Serie	10								
Total	70								



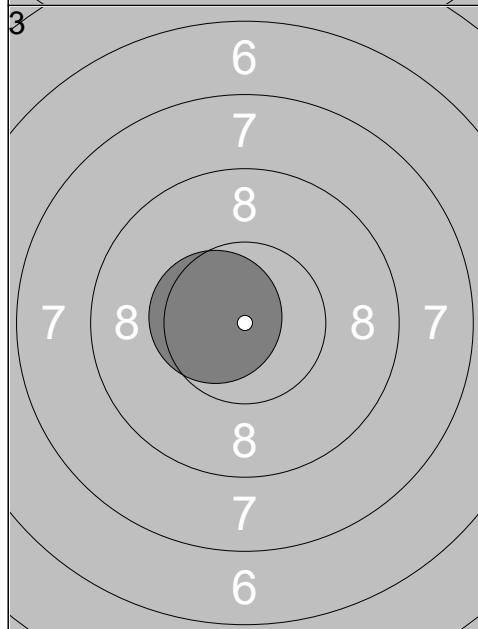
1: 10.7x ↙

Serie	10
Total	10



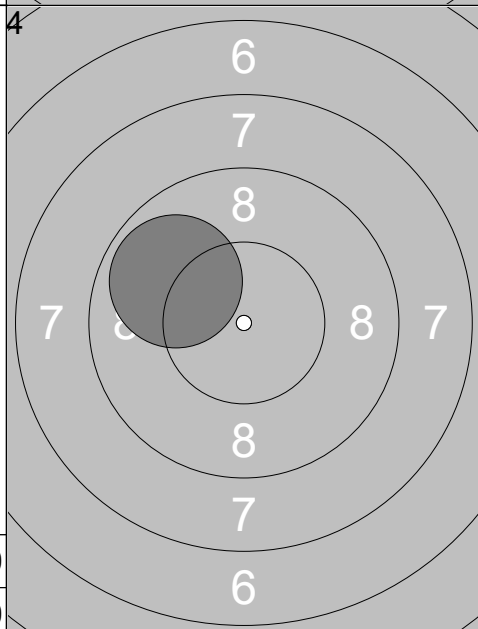
1: 10.6x ←

Serie	10
Total	20



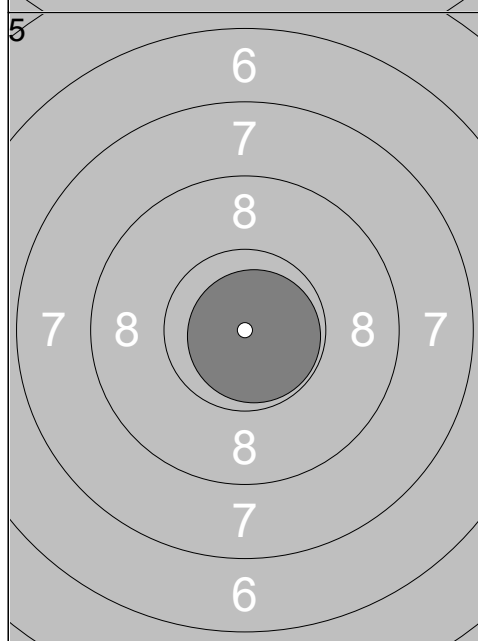
1: 10.6x ←

Serie	10
Total	30



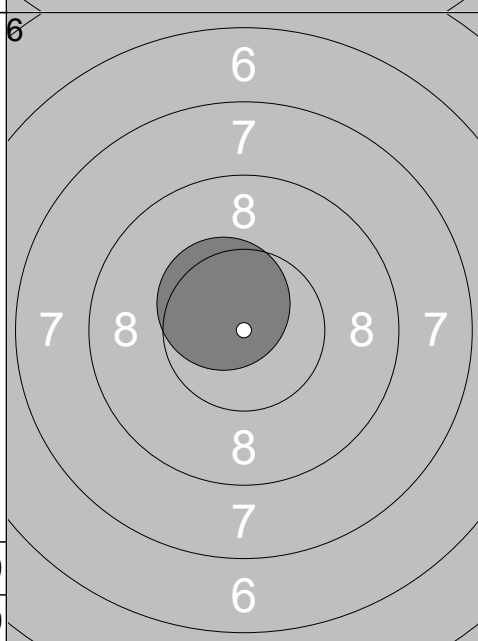
1: 9.9 ↖

Serie	9
Total	39



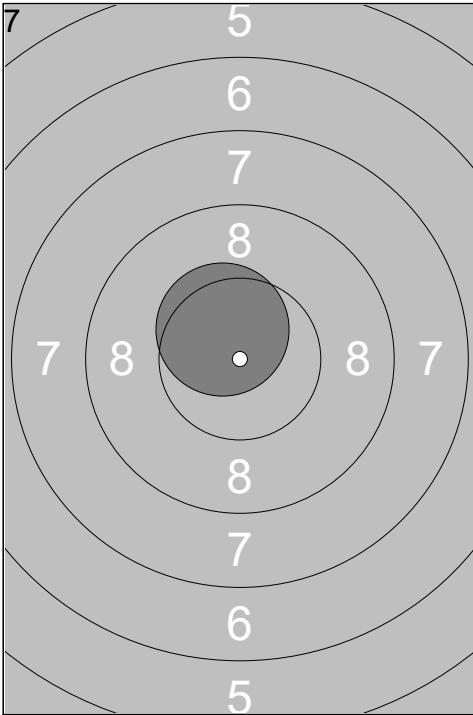
1: 10.8x ↘

Serie	10
Total	49



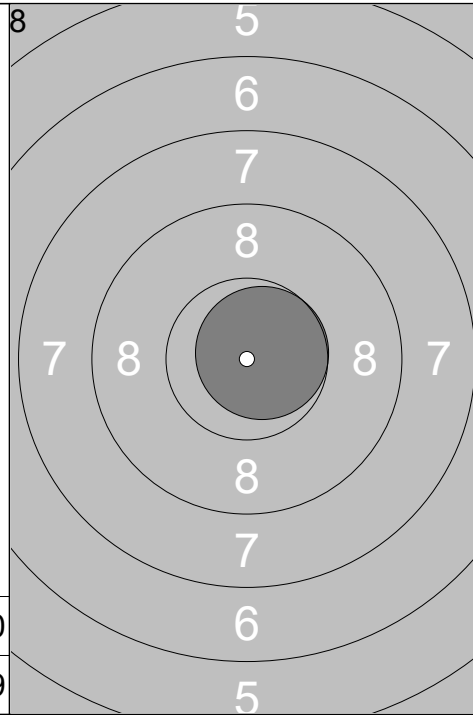
1: 10.5x ↗

Serie	10
Total	59



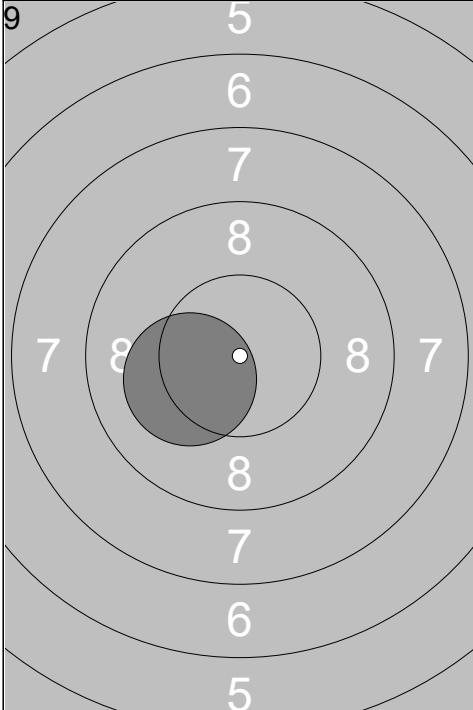
1: 10.5x ↖

Serie	10
Total	69



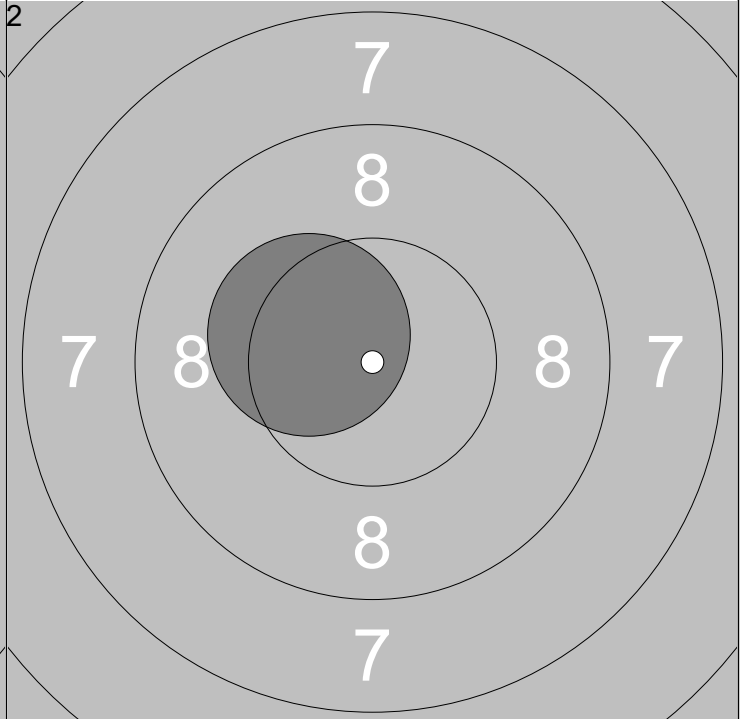
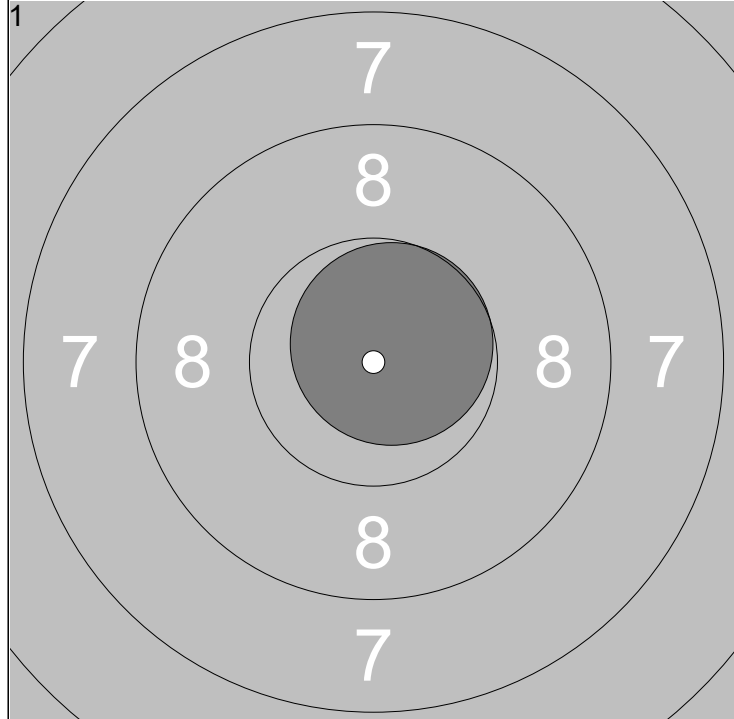
1: 10.7x ↗

Serie	10
Total	79



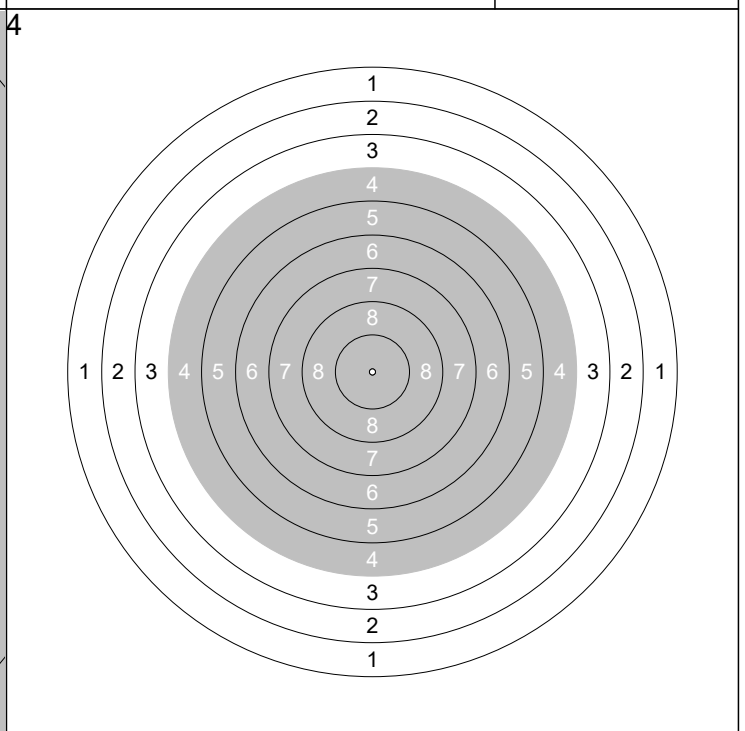
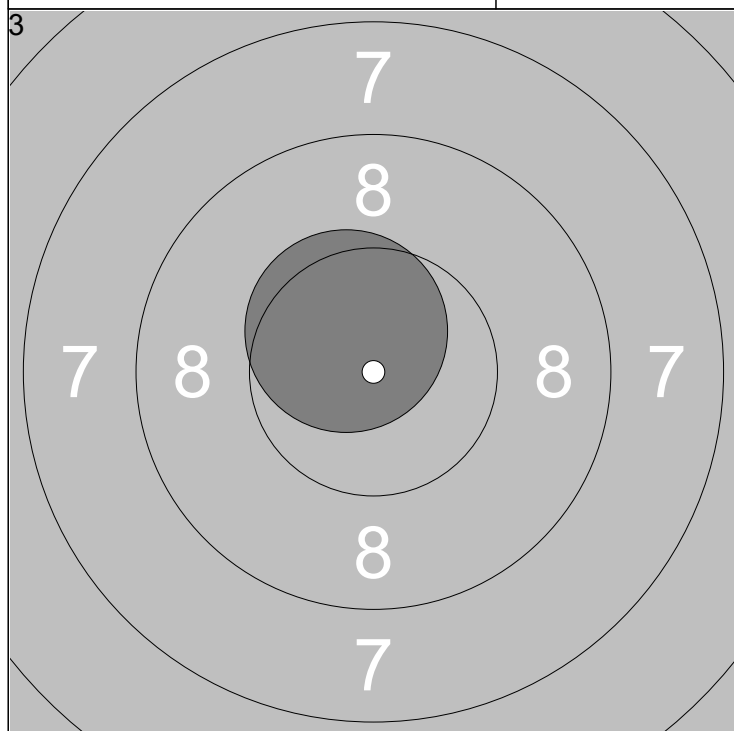
1: 10.2x ↙

Serie	10
Total	89



1: 10.7x ↗		Serie	10
		Total	10

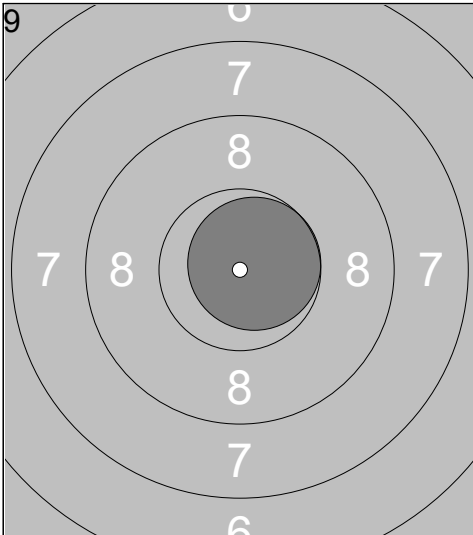
1: 10.4x ↖		Serie	10
		Total	20



1: 10.5x ↖		Serie	10
		Total	30

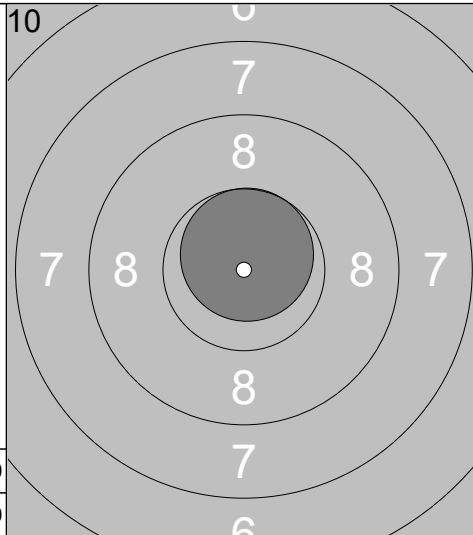
1: 0.0 ↗		Serie	0
		Total	30

<p>1</p> <table border="1" style="width:100%; border-collapse: collapse;"> <tr> <td>1: 10.8x ↖</td> </tr> <tr> <td>Serie 10</td> </tr> <tr> <td>Total 10</td> </tr> </table>	1: 10.8x ↖	Serie 10	Total 10	<p>2</p> <table border="1" style="width:100%; border-collapse: collapse;"> <tr> <td>1: 10.3x →</td> </tr> <tr> <td>Serie 10</td> </tr> <tr> <td>Total 20</td> </tr> </table>	1: 10.3x →	Serie 10	Total 20
1: 10.8x ↖							
Serie 10							
Total 10							
1: 10.3x →							
Serie 10							
Total 20							
<p>3</p> <table border="1" style="width:100%; border-collapse: collapse;"> <tr> <td>1: 10.3x ↗</td> </tr> <tr> <td>Serie 10</td> </tr> <tr> <td>Total 30</td> </tr> </table>	1: 10.3x ↗	Serie 10	Total 30	<p>4</p> <table border="1" style="width:100%; border-collapse: collapse;"> <tr> <td>1: 10.3x ↙</td> </tr> <tr> <td>Serie 10</td> </tr> <tr> <td>Total 40</td> </tr> </table>	1: 10.3x ↙	Serie 10	Total 40
1: 10.3x ↗							
Serie 10							
Total 30							
1: 10.3x ↙							
Serie 10							
Total 40							
<p>5</p> <table border="1" style="width:100%; border-collapse: collapse;"> <tr> <td>1: 10.8x ↖</td> </tr> <tr> <td>Serie 10</td> </tr> <tr> <td>Total 50</td> </tr> </table>	1: 10.8x ↖	Serie 10	Total 50	<p>6</p> <table border="1" style="width:100%; border-collapse: collapse;"> <tr> <td>1: 10.9x ↑</td> </tr> <tr> <td>Serie 10</td> </tr> <tr> <td>Total 60</td> </tr> </table>	1: 10.9x ↑	Serie 10	Total 60
1: 10.8x ↖							
Serie 10							
Total 50							
1: 10.9x ↑							
Serie 10							
Total 60							
<p>7</p> <table border="1" style="width:100%; border-collapse: collapse;"> <tr> <td>1: 10.5x ←</td> </tr> <tr> <td>Serie 10</td> </tr> <tr> <td>Total 70</td> </tr> </table>	1: 10.5x ←	Serie 10	Total 70	<p>8</p> <table border="1" style="width:100%; border-collapse: collapse;"> <tr> <td>1: 10.8x ↗</td> </tr> <tr> <td>Serie 10</td> </tr> <tr> <td>Total 80</td> </tr> </table>	1: 10.8x ↗	Serie 10	Total 80
1: 10.5x ←							
Serie 10							
Total 70							
1: 10.8x ↗							
Serie 10							
Total 80							



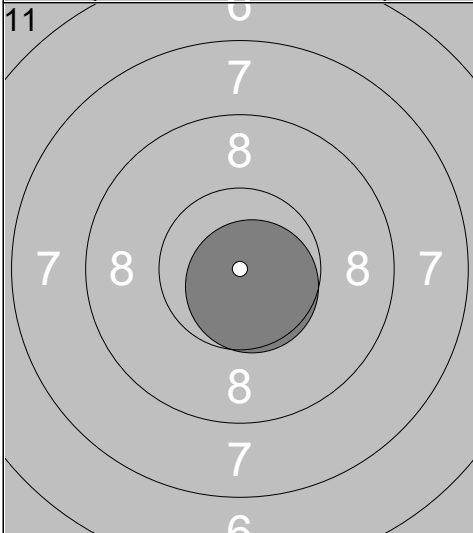
1: 10.7x →

Serie	10
Total	90



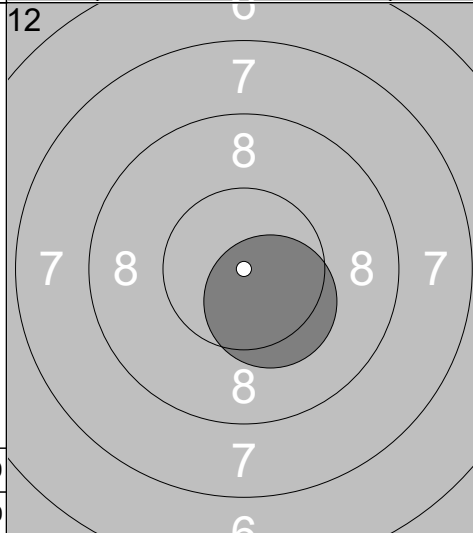
1: 10.7x ↑

Serie	10
Total	100



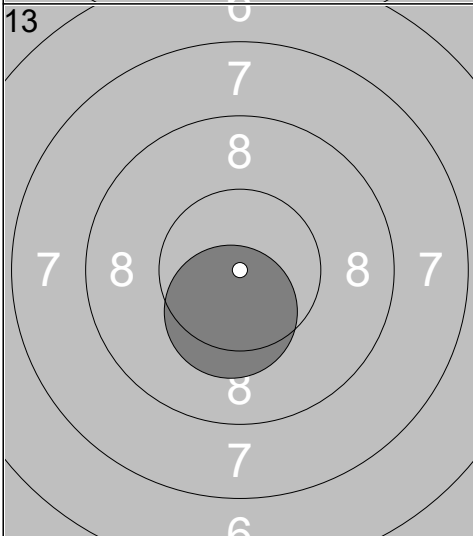
1: 10.7x ↘

Serie	10
Total	110




1: 10.4x ↘

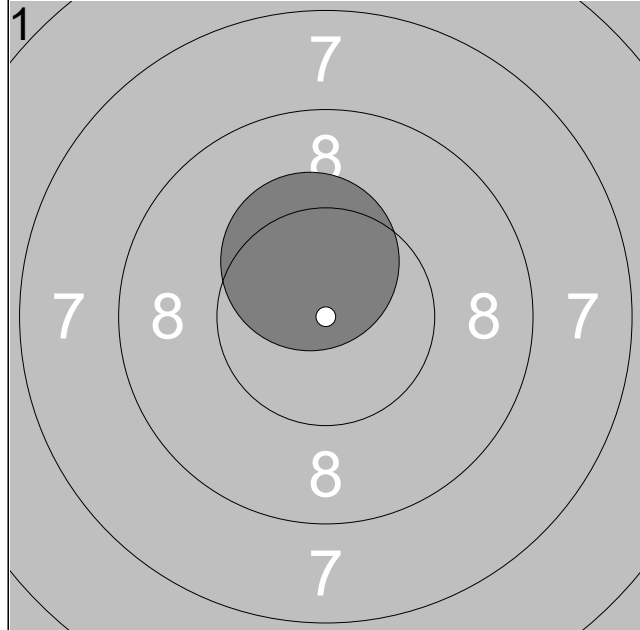
Serie	10
Total	120



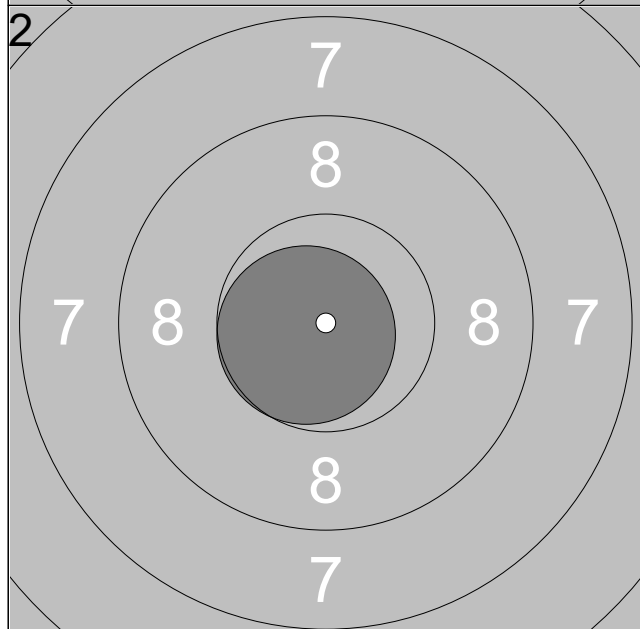
1: 10.4x ↓

Serie	10
Total	130

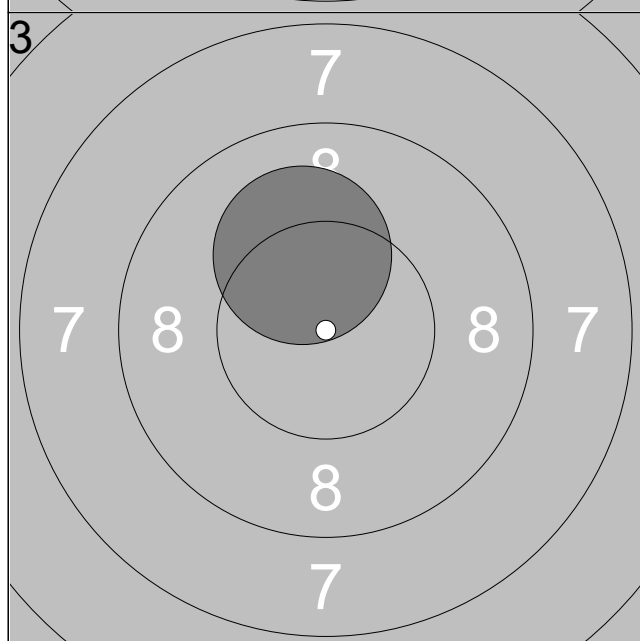




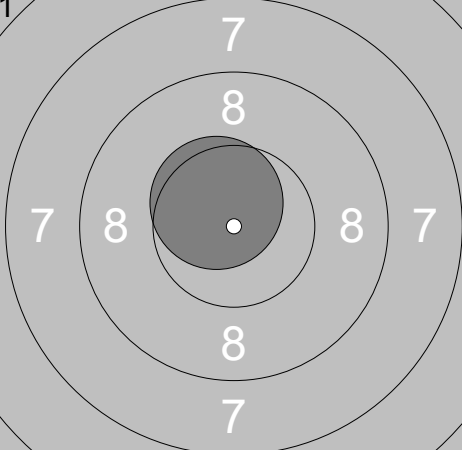
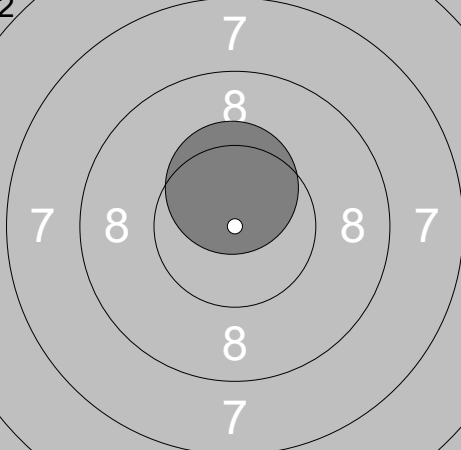
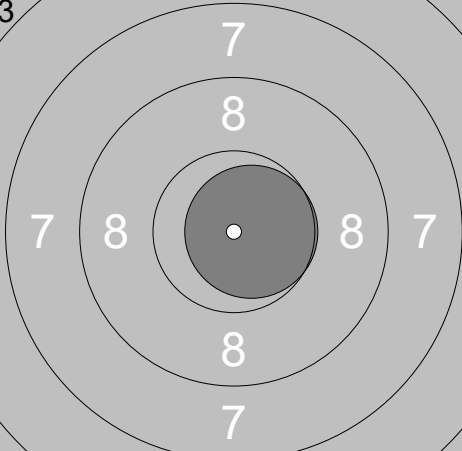
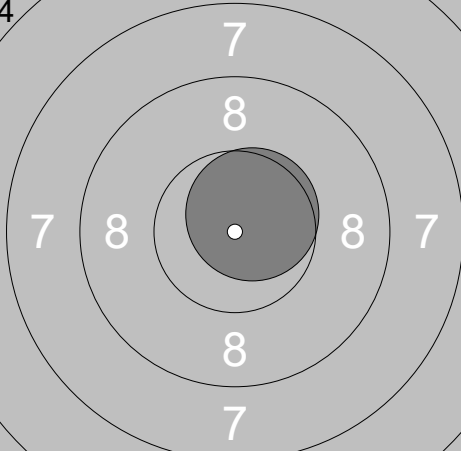
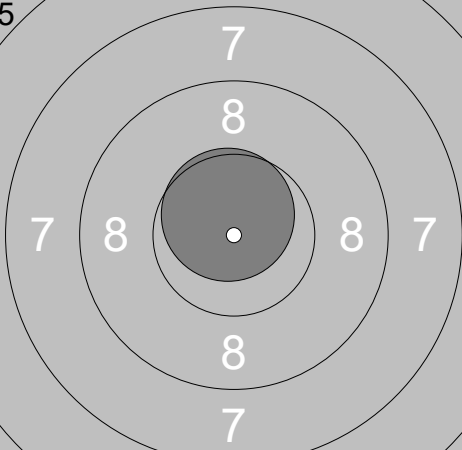
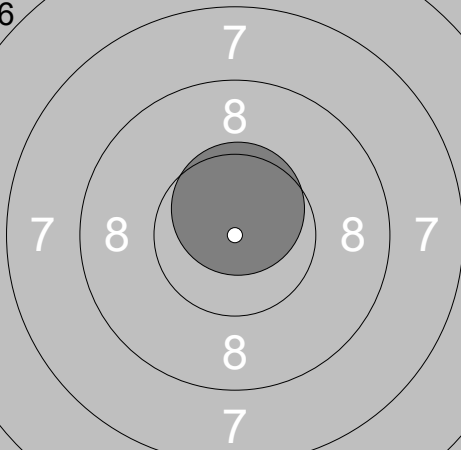
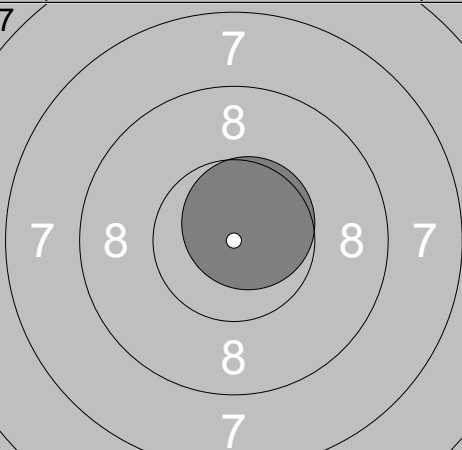
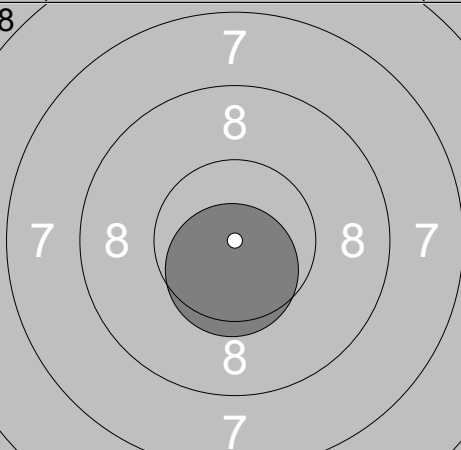
	1:	10.4x	↑
Serie			10
Total			10

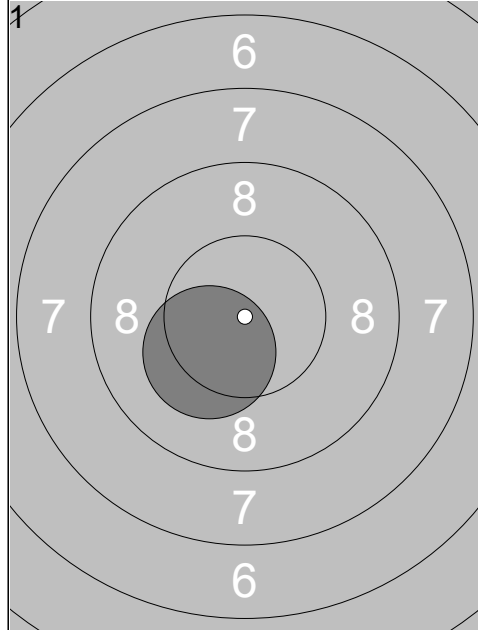


	1:	10.7x	↙
Serie			10
Total			20



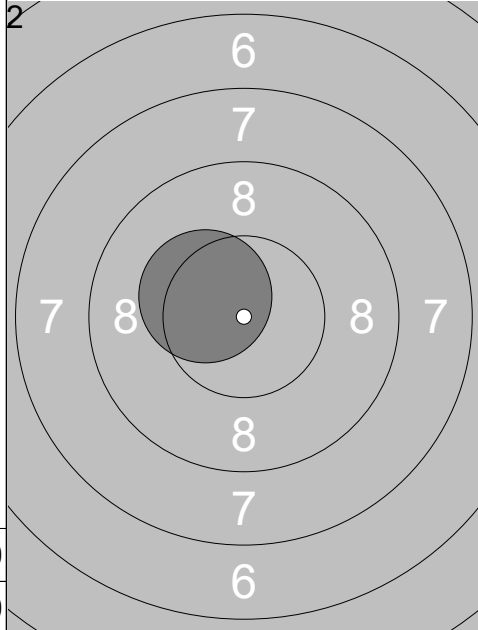
	1:	10.2x	↑
Serie			10
Total			30

<p>1</p>  <table border="1" style="width:100%; border-collapse: collapse; margin-top: 10px;"> <tr> <td style="width:50%;">1: 10.6x ↖</td> <td style="width:50%;"></td> </tr> <tr> <td>Serie</td> <td style="text-align: right;">10</td> </tr> <tr> <td>Total</td> <td style="text-align: right;">10</td> </tr> </table>	1: 10.6x ↖		Serie	10	Total	10	<p>2</p>  <table border="1" style="width:100%; border-collapse: collapse; margin-top: 10px;"> <tr> <td style="width:50%;">1: 10.4x ↑</td> <td style="width:50%;"></td> </tr> <tr> <td>Serie</td> <td style="text-align: right;">10</td> </tr> <tr> <td>Total</td> <td style="text-align: right;">20</td> </tr> </table>	1: 10.4x ↑		Serie	10	Total	20
1: 10.6x ↖													
Serie	10												
Total	10												
1: 10.4x ↑													
Serie	10												
Total	20												
<p>3</p>  <table border="1" style="width:100%; border-collapse: collapse; margin-top: 10px;"> <tr> <td style="width:50%;">1: 10.7x →</td> <td style="width:50%;"></td> </tr> <tr> <td>Serie</td> <td style="text-align: right;">10</td> </tr> <tr> <td>Total</td> <td style="text-align: right;">30</td> </tr> </table>	1: 10.7x →		Serie	10	Total	30	<p>4</p>  <table border="1" style="width:100%; border-collapse: collapse; margin-top: 10px;"> <tr> <td style="width:50%;">1: 10.6x ↗</td> <td style="width:50%;"></td> </tr> <tr> <td>Serie</td> <td style="text-align: right;">10</td> </tr> <tr> <td>Total</td> <td style="text-align: right;">40</td> </tr> </table>	1: 10.6x ↗		Serie	10	Total	40
1: 10.7x →													
Serie	10												
Total	30												
1: 10.6x ↗													
Serie	10												
Total	40												
<p>5</p>  <table border="1" style="width:100%; border-collapse: collapse; margin-top: 10px;"> <tr> <td style="width:50%;">1: 10.6x ↑</td> <td style="width:50%;"></td> </tr> <tr> <td>Serie</td> <td style="text-align: right;">10</td> </tr> <tr> <td>Total</td> <td style="text-align: right;">50</td> </tr> </table>	1: 10.6x ↑		Serie	10	Total	50	<p>6</p>  <table border="1" style="width:100%; border-collapse: collapse; margin-top: 10px;"> <tr> <td style="width:50%;">1: 10.6x ↑</td> <td style="width:50%;"></td> </tr> <tr> <td>Serie</td> <td style="text-align: right;">10</td> </tr> <tr> <td>Total</td> <td style="text-align: right;">60</td> </tr> </table>	1: 10.6x ↑		Serie	10	Total	60
1: 10.6x ↑													
Serie	10												
Total	50												
1: 10.6x ↑													
Serie	10												
Total	60												
<p>7</p>  <table border="1" style="width:100%; border-collapse: collapse; margin-top: 10px;"> <tr> <td style="width:50%;">1: 10.6x ↗</td> <td style="width:50%;"></td> </tr> <tr> <td>Serie</td> <td style="text-align: right;">10</td> </tr> <tr> <td>Total</td> <td style="text-align: right;">70</td> </tr> </table>	1: 10.6x ↗		Serie	10	Total	70	<p>8</p>  <table border="1" style="width:100%; border-collapse: collapse; margin-top: 10px;"> <tr> <td style="width:50%;">1: 10.5x ↓</td> <td style="width:50%;"></td> </tr> <tr> <td>Serie</td> <td style="text-align: right;">10</td> </tr> <tr> <td>Total</td> <td style="text-align: right;">80</td> </tr> </table>	1: 10.5x ↓		Serie	10	Total	80
1: 10.6x ↗													
Serie	10												
Total	70												
1: 10.5x ↓													
Serie	10												
Total	80												



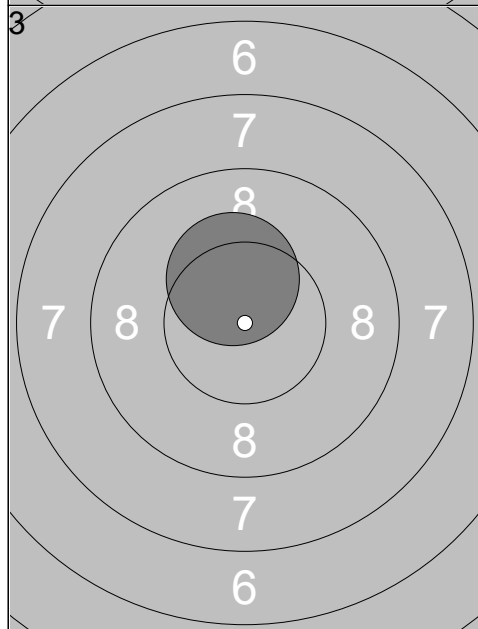
1: 10.3x ↙

Serie	10
Total	10



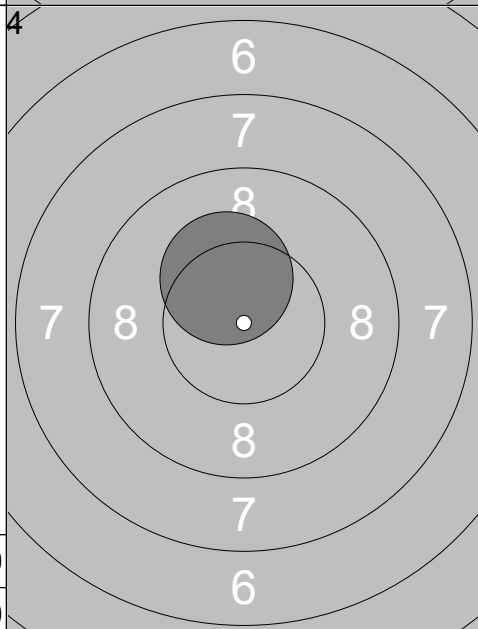
1: 10.4x ↖

Serie	10
Total	20



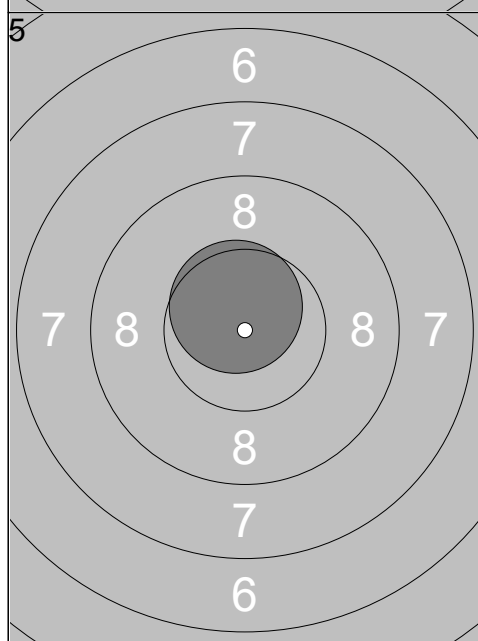
1: 10.3x ↗

Serie	10
Total	30



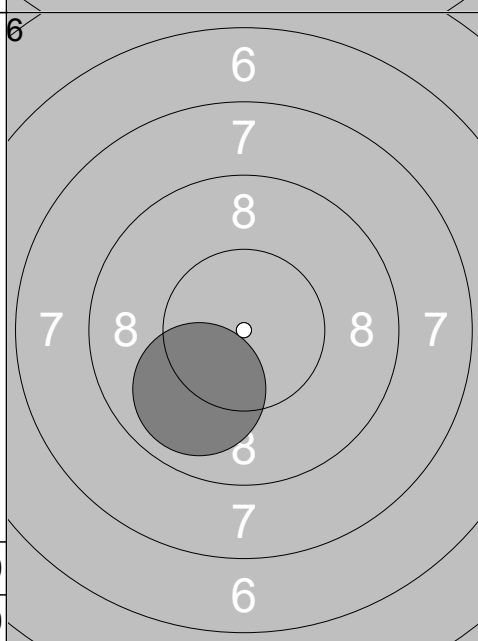
1: 10.3x ↗

Serie	10
Total	40



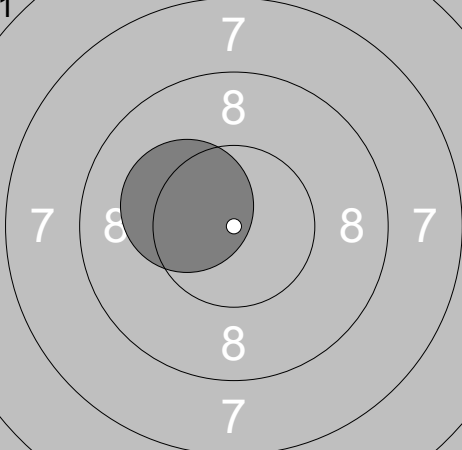
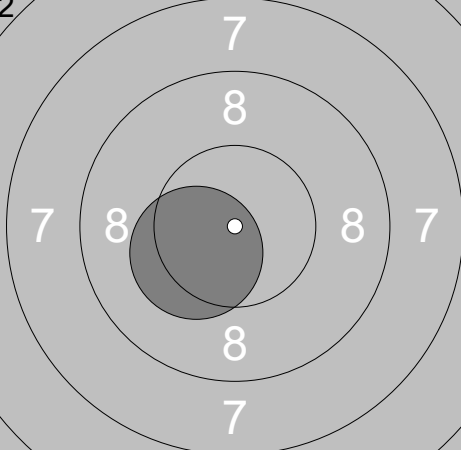
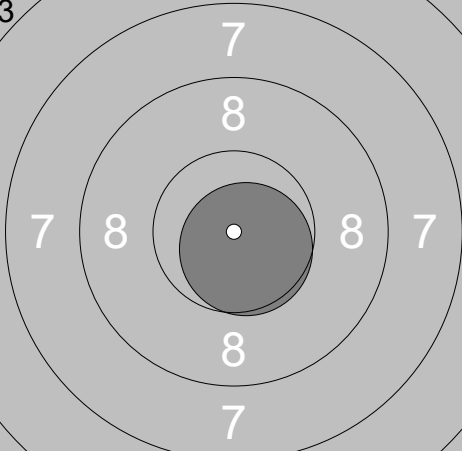
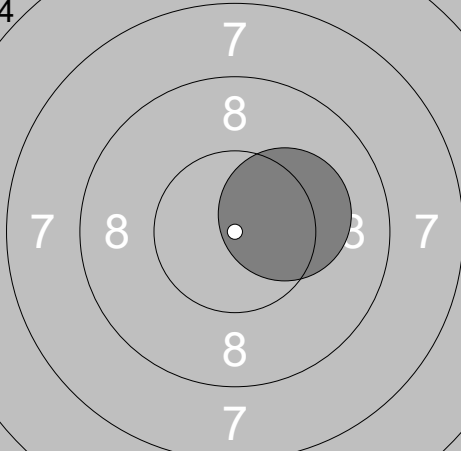
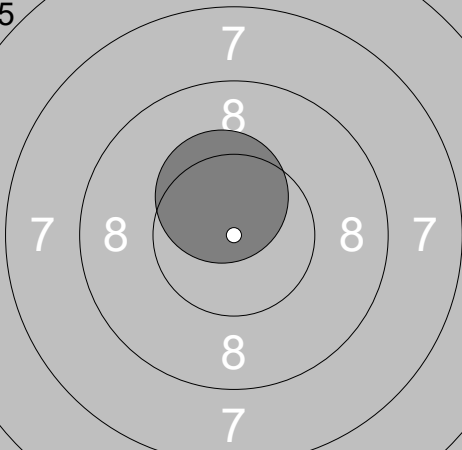
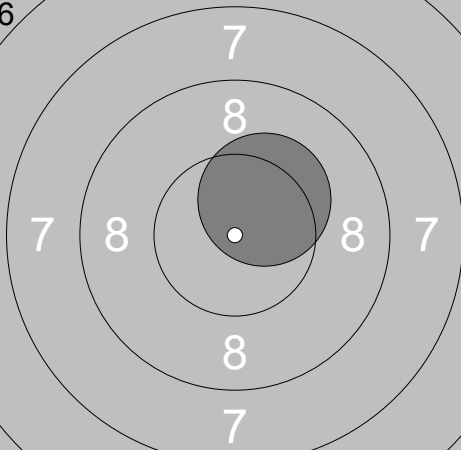
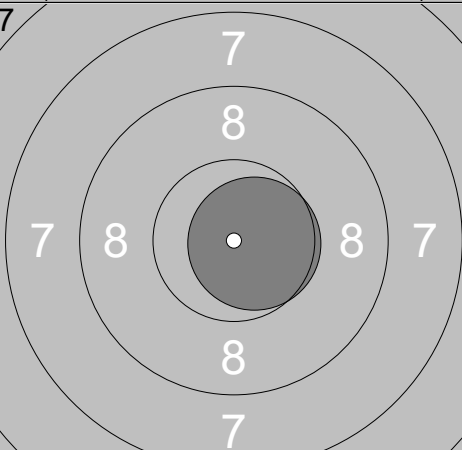
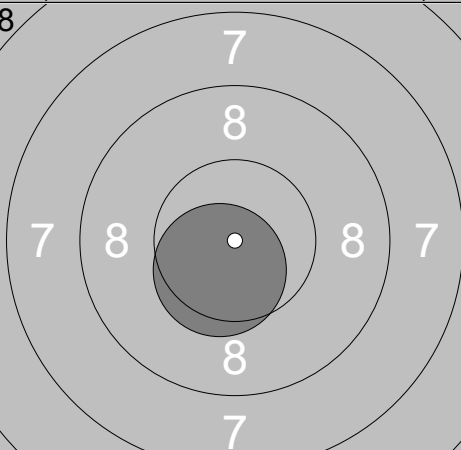
1: 10.6x ↗



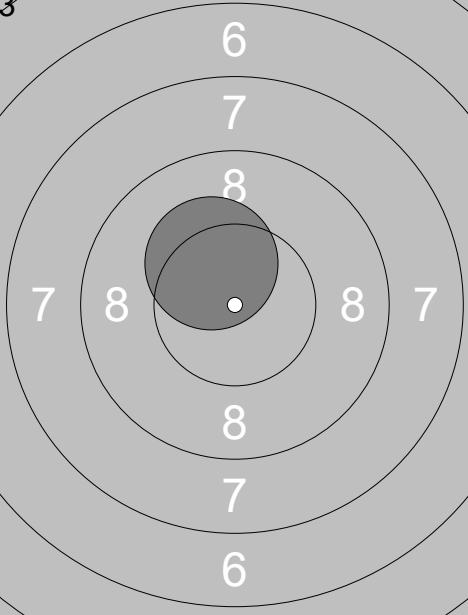
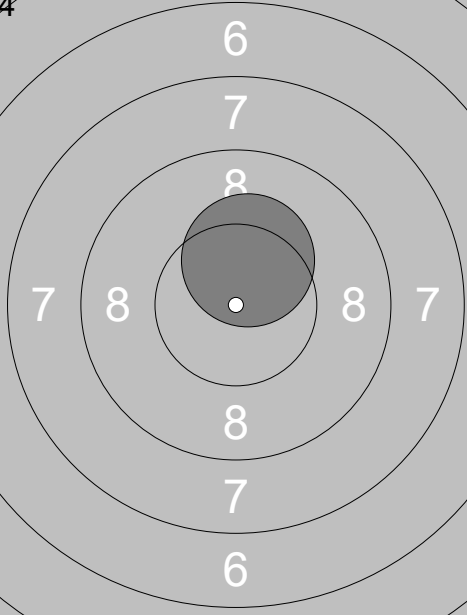
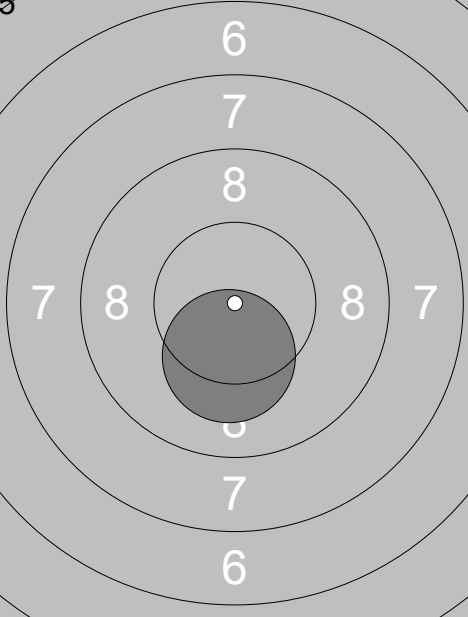
Serie	10
Total	50

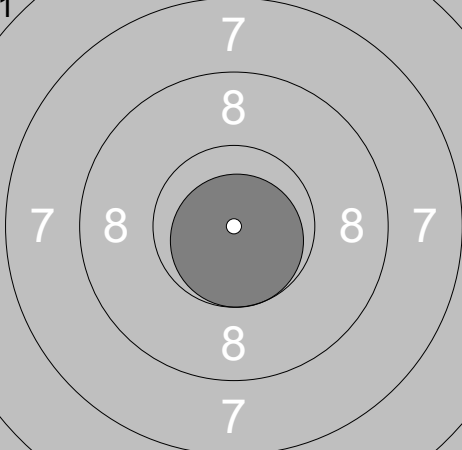
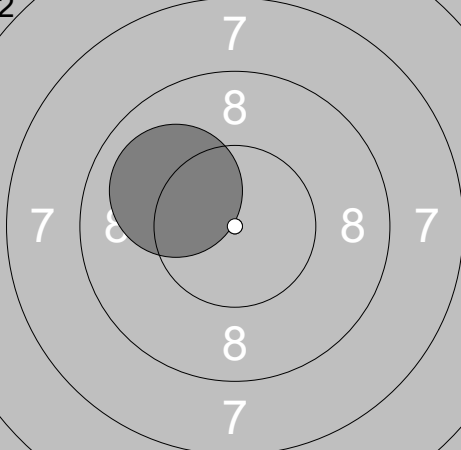
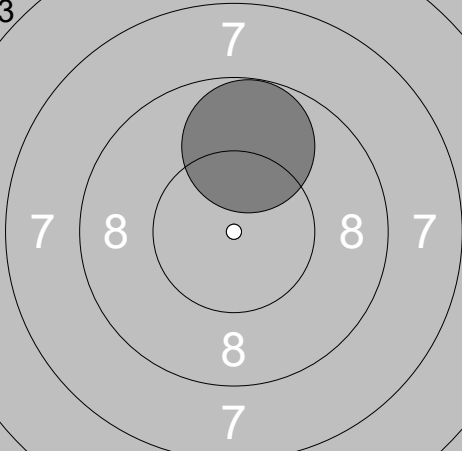
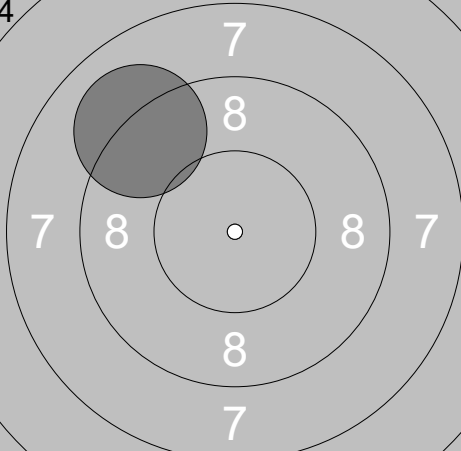
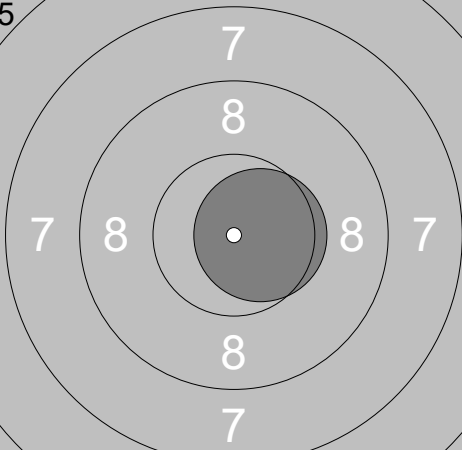
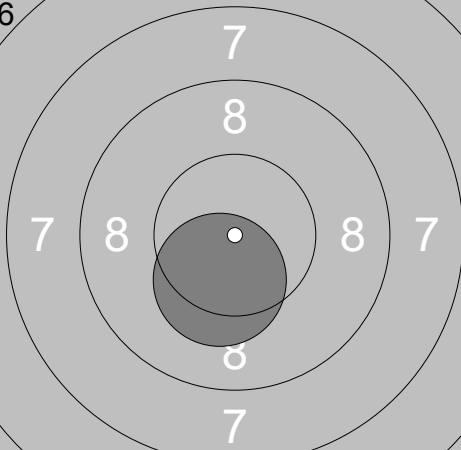
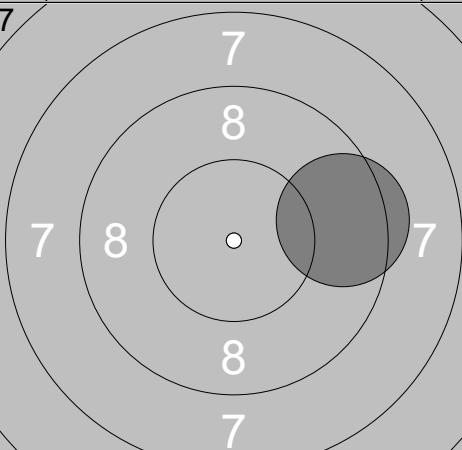
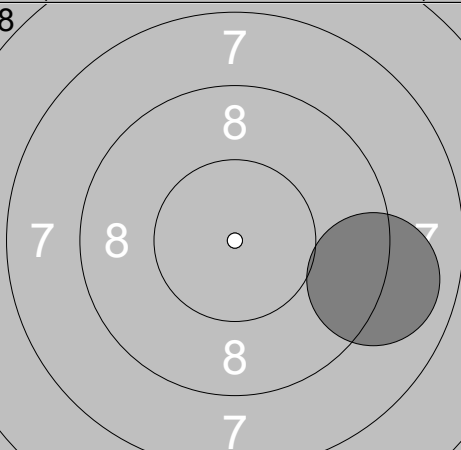


1: 10.0 ↙

Serie	10
Total	60

<p>1</p>  <table border="1" style="width:100%; margin-top: 10px;"> <tr><td>Serie</td><td>10</td></tr> <tr><td>Total</td><td>10</td></tr> </table>	Serie	10	Total	10	<p>1: 10.3x ↙</p> <p>2</p>  <table border="1" style="width:100%; margin-top: 10px;"> <tr><td>Serie</td><td>10</td></tr> <tr><td>Total</td><td>20</td></tr> </table>	Serie	10	Total	20	
Serie	10									
Total	10									
Serie	10									
Total	20									
<p>3</p>  <table border="1" style="width:100%; margin-top: 10px;"> <tr><td>Serie</td><td>10</td></tr> <tr><td>Total</td><td>30</td></tr> </table>	Serie	10	Total	30	<p>1: 10.7x ↘</p> <p>4</p>  <table border="1" style="width:100%; margin-top: 10px;"> <tr><td>Serie</td><td>10</td></tr> <tr><td>Total</td><td>40</td></tr> </table>	Serie	10	Total	40	<p>1: 10.2x →</p>
Serie	10									
Total	30									
Serie	10									
Total	40									
<p>5</p>  <table border="1" style="width:100%; margin-top: 10px;"> <tr><td>Serie</td><td>10</td></tr> <tr><td>Total</td><td>50</td></tr> </table>	Serie	10	Total	50	<p>1: 10.4x ↗</p> <p>6</p>  <table border="1" style="width:100%; margin-top: 10px;"> <tr><td>Serie</td><td>10</td></tr> <tr><td>Total</td><td>60</td></tr> </table>	Serie	10	Total	60	<p>1: 10.3x ↗</p>
Serie	10									
Total	50									
Serie	10									
Total	60									
<p>7</p>  <table border="1" style="width:100%; margin-top: 10px;"> <tr><td>Serie</td><td>10</td></tr> <tr><td>Total</td><td>70</td></tr> </table>	Serie	10	Total	70	<p>1: 10.7x →</p> <p>8</p>  <table border="1" style="width:100%; margin-top: 10px;"> <tr><td>Serie</td><td>10</td></tr> <tr><td>Total</td><td>80</td></tr> </table>	Serie	10	Total	80	<p>1: 10.5x ↘</p>
Serie	10									
Total	70									
Serie	10									
Total	80									

Skjutlag 1	Tavla 26	Tilde Persson			
Lions Cup 2018 Final		Skillingaryds Ungdomsskyttefö	F Sitt		
24.03.2018		Lions Cup 2018	Söraby SKF		
1		1: 10.6x ↗	2		1: 10.8x ↖
		Serie 10			Serie 10
		Total 10			Total 20
3		1: 10.3x ↘	4		1: 10.3x ↗
		Serie 10			Serie 10
		Total 30			Total 40
5		1: 10.2x ↓			
		Serie 10			
		Total 50			

<p>1</p>  <table border="1" style="width:100%; border-collapse: collapse;"> <tr><td>Serie</td><td style="text-align: right;">10</td></tr> <tr><td>Total</td><td style="text-align: right;">10</td></tr> </table>	Serie	10	Total	10	<p>2</p>  <table border="1" style="width:100%; border-collapse: collapse;"> <tr><td>Serie</td><td style="text-align: right;">10</td></tr> <tr><td>Total</td><td style="text-align: right;">20</td></tr> </table>	Serie	10	Total	20
Serie	10								
Total	10								
Serie	10								
Total	20								
<p>3</p>  <table border="1" style="width:100%; border-collapse: collapse;"> <tr><td>Serie</td><td style="text-align: right;">9</td></tr> <tr><td>Total</td><td style="text-align: right;">29</td></tr> </table>	Serie	9	Total	29	<p>4</p>  <table border="1" style="width:100%; border-collapse: collapse;"> <tr><td>Serie</td><td style="text-align: right;">9</td></tr> <tr><td>Total</td><td style="text-align: right;">38</td></tr> </table>	Serie	9	Total	38
Serie	9								
Total	29								
Serie	9								
Total	38								
<p>5</p>  <table border="1" style="width:100%; border-collapse: collapse;"> <tr><td>Serie</td><td style="text-align: right;">10</td></tr> <tr><td>Total</td><td style="text-align: right;">48</td></tr> </table>	Serie	10	Total	48	<p>6</p>  <table border="1" style="width:100%; border-collapse: collapse;"> <tr><td>Serie</td><td style="text-align: right;">10</td></tr> <tr><td>Total</td><td style="text-align: right;">58</td></tr> </table>	Serie	10	Total	58
Serie	10								
Total	48								
Serie	10								
Total	58								
<p>7</p>  <table border="1" style="width:100%; border-collapse: collapse;"> <tr><td>Serie</td><td style="text-align: right;">9</td></tr> <tr><td>Total</td><td style="text-align: right;">67</td></tr> </table>	Serie	9	Total	67	<p>8</p>  <table border="1" style="width:100%; border-collapse: collapse;"> <tr><td>Serie</td><td style="text-align: right;">9</td></tr> <tr><td>Total</td><td style="text-align: right;">76</td></tr> </table>	Serie	9	Total	76
Serie	9								
Total	67								
Serie	9								
Total	76								

Skjutlag

Tavla

2

12

Alva Hultgren

Lions Cup 2018 Final

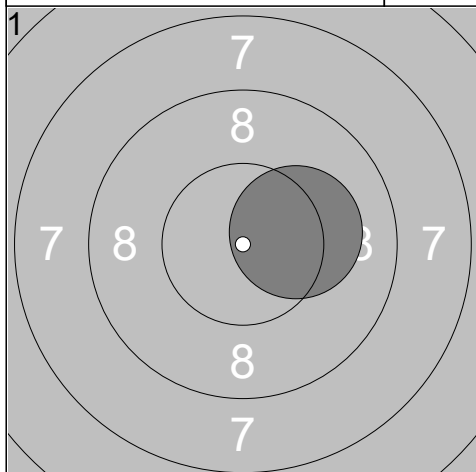
Eringsboda/Backaryd

F Stå

24.03.2018

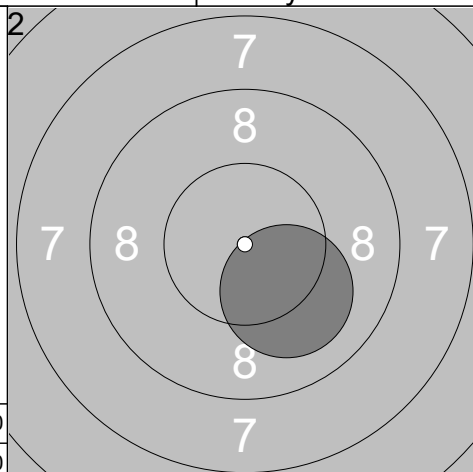
Lions Cup 2018

Söraby SKF



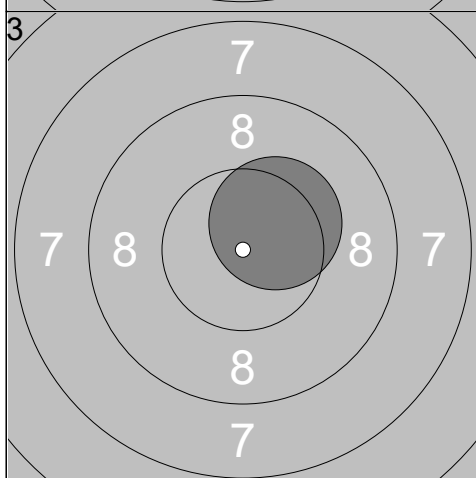
1: 10.2x →

Serie	10
Total	10



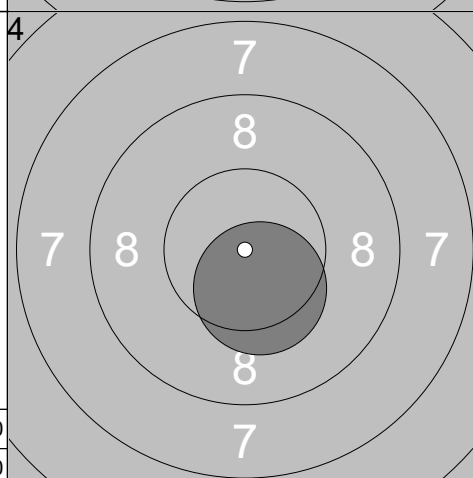
1: 10.1 ↘

Serie	10
Total	20



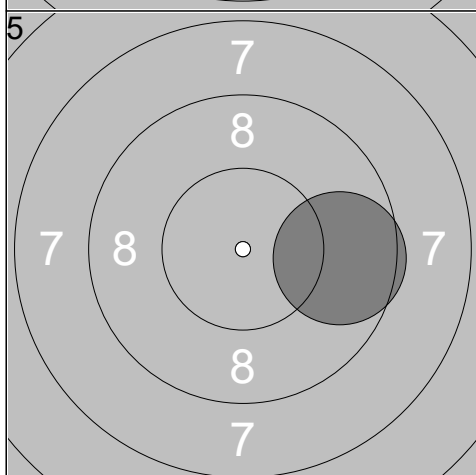
1: 10.4x ↗

Serie	10
Total	30



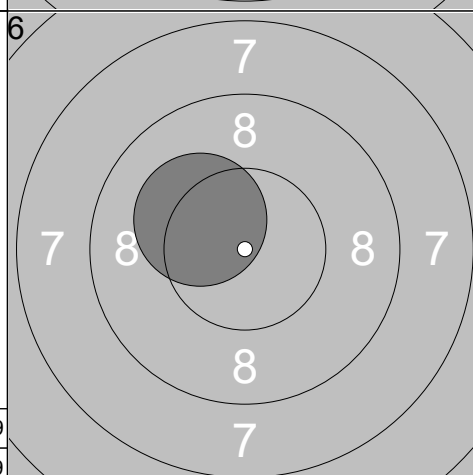
1: 10.4x ↘

Serie	10
Total	40



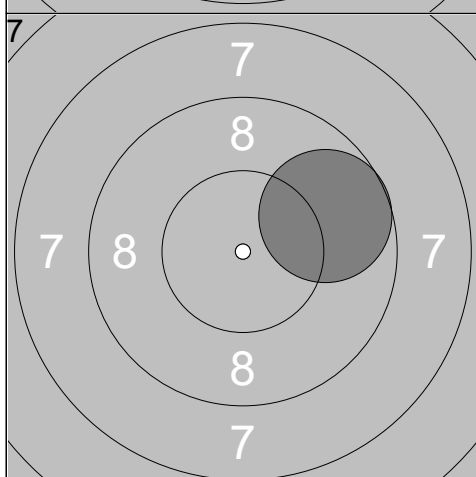
1: 9.6 →

Serie	9
Total	49



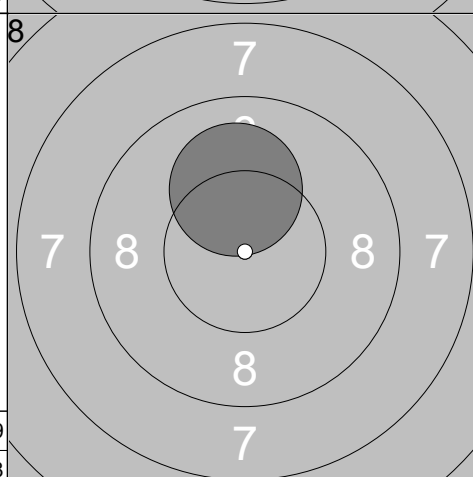
1: 10.2x ↖

Serie	10
Total	59



1: 9.7 →

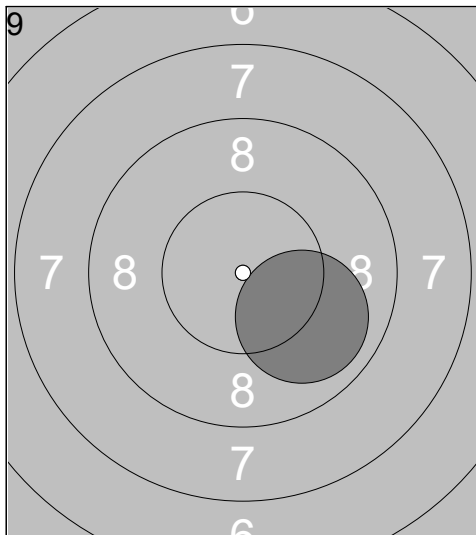
Serie	9
Total	68



1: 10.1 ↑

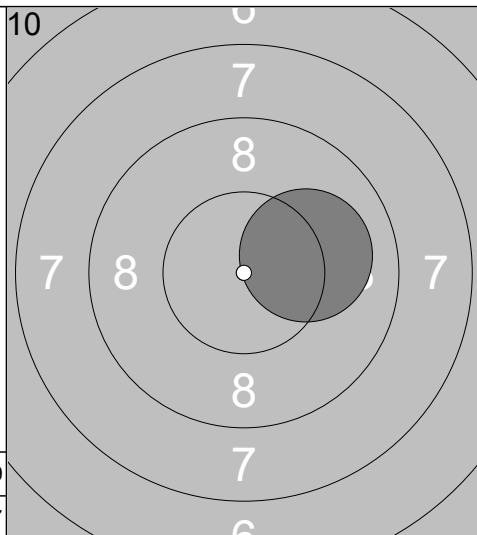
Serie	10
Total	78

Lions Cup 2018



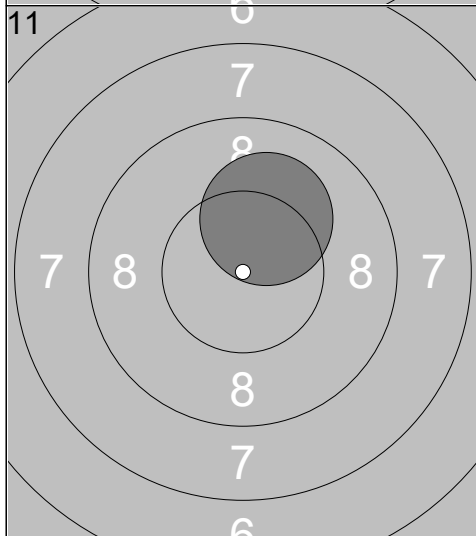
1: 9.9 →

Serie	9
Total	87



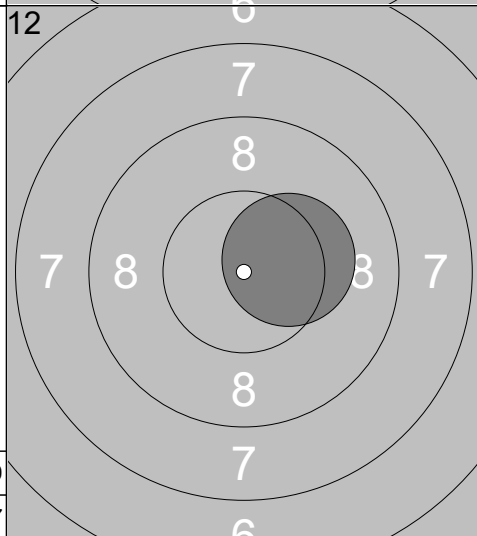
1: 10.1 →

Serie	10
Total	97



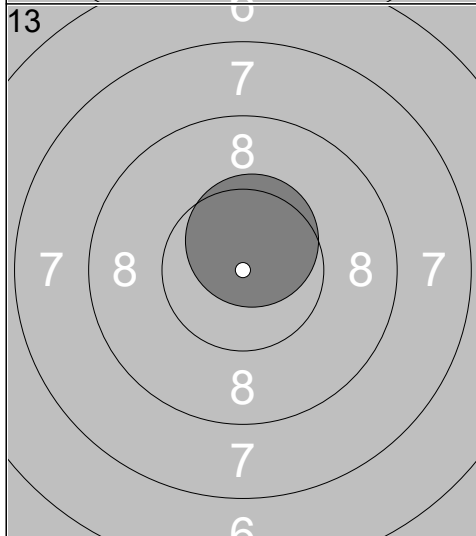
1: 10.1 ↑

Serie	10
Total	107



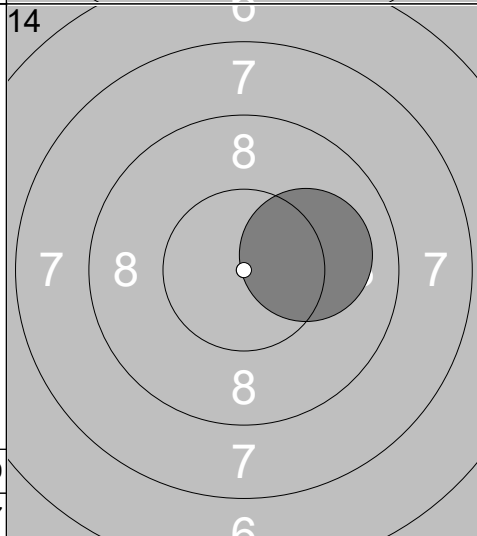
1: 10.3x →

Serie	10
Total	117



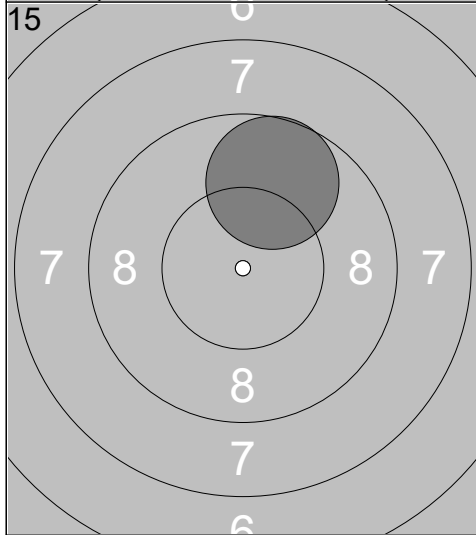
1: 10.5x ↑

Serie	10
Total	127



1: 10.1 →

Serie	10
Total	137



1: 9.7 ↑

Serie	9
Total	146

Skjutlag

Tavla

2

13

Lucia TerHarkel

Lions Cup 2018 Final

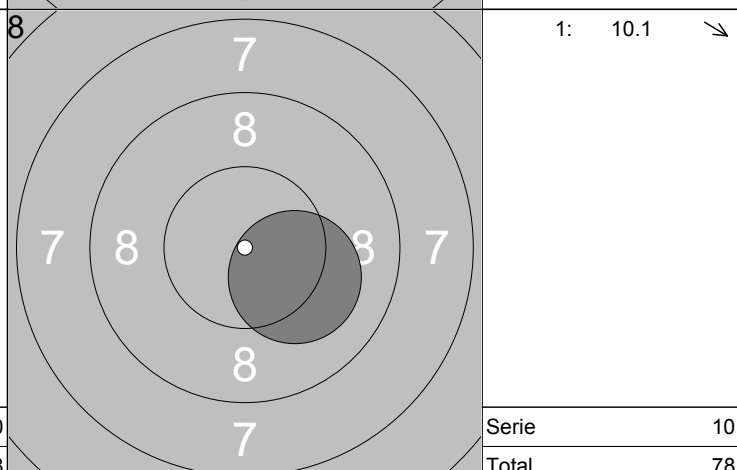
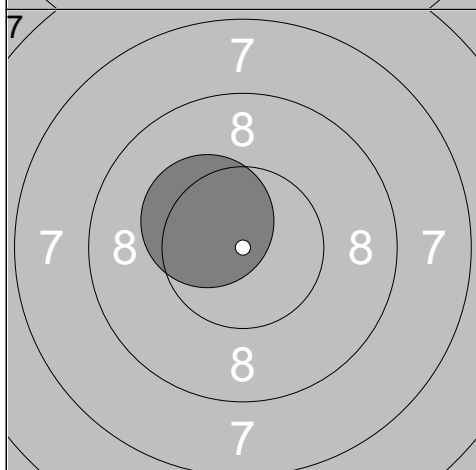
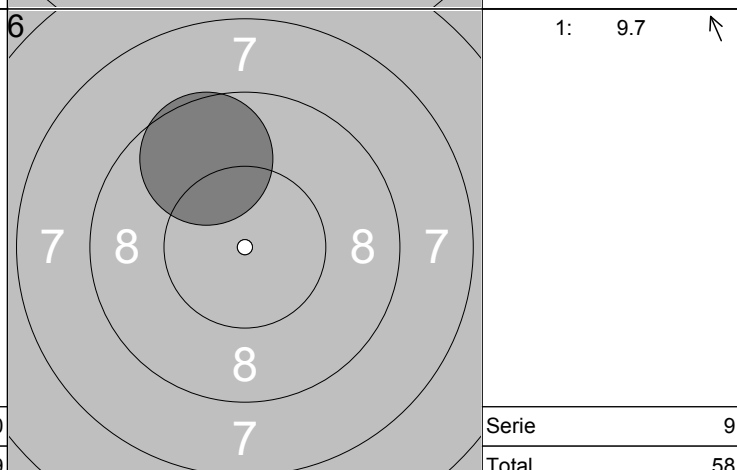
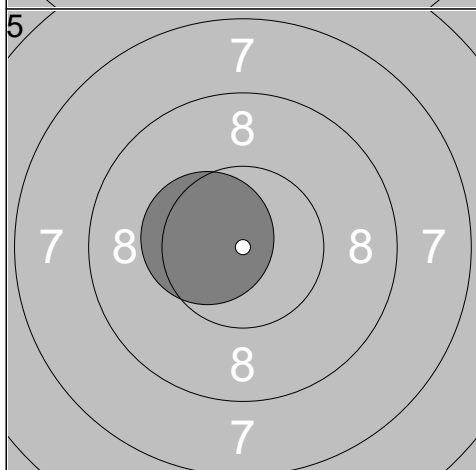
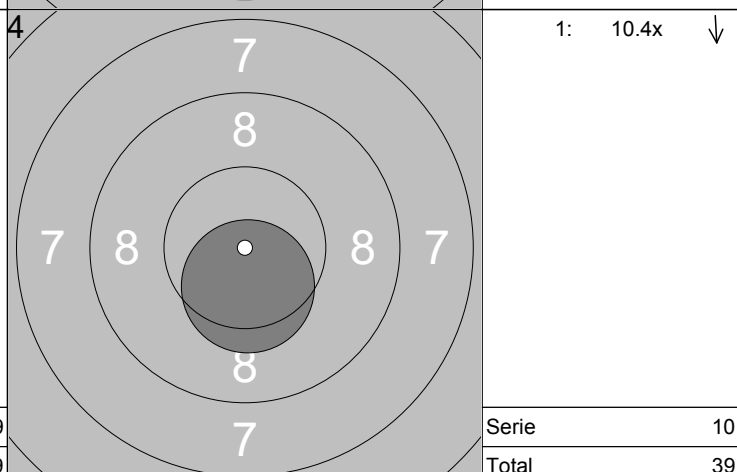
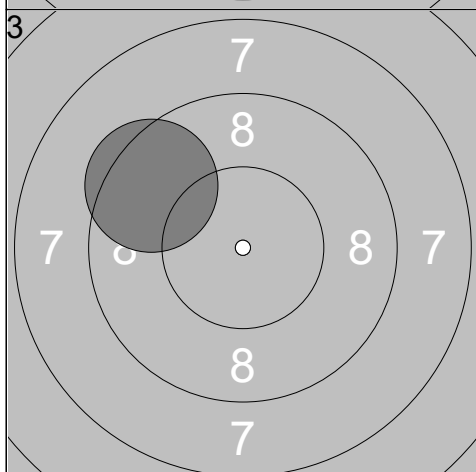
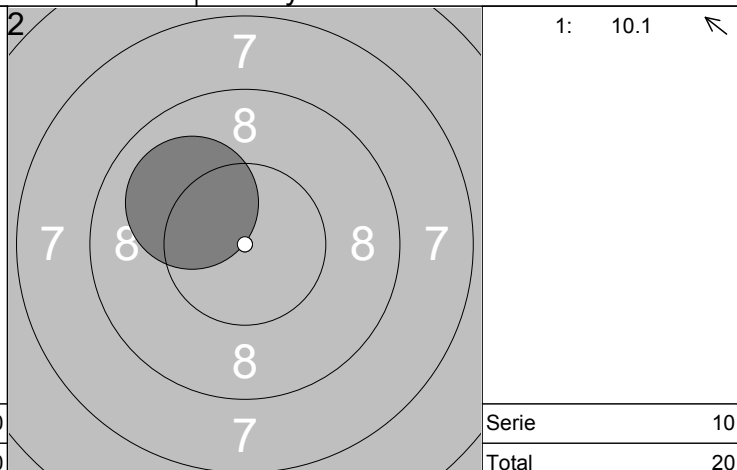
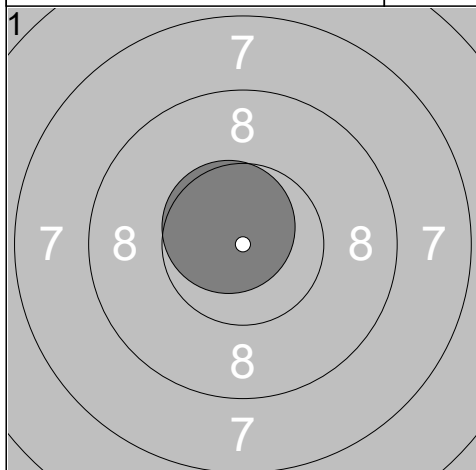
Berga Ungdomsskytteförening

F Stå

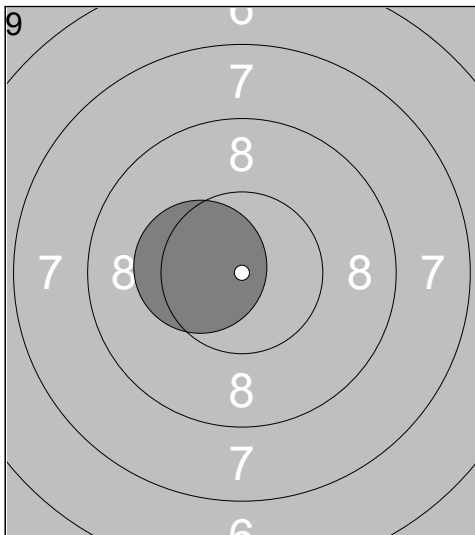
24.03.2018

Lions Cup 2018

Söraby SKF

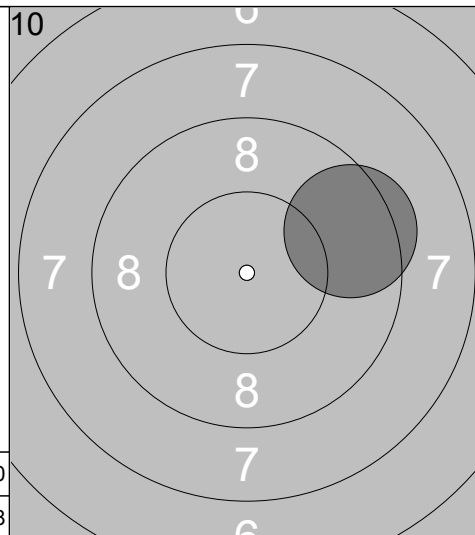


Lions Cup 2018



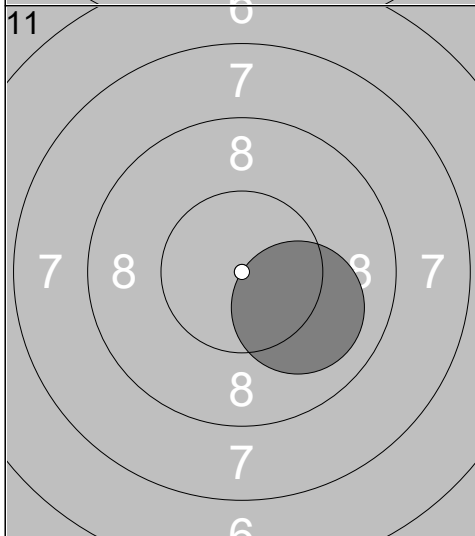
1: 10.4x ←

Serie	10
Total	88



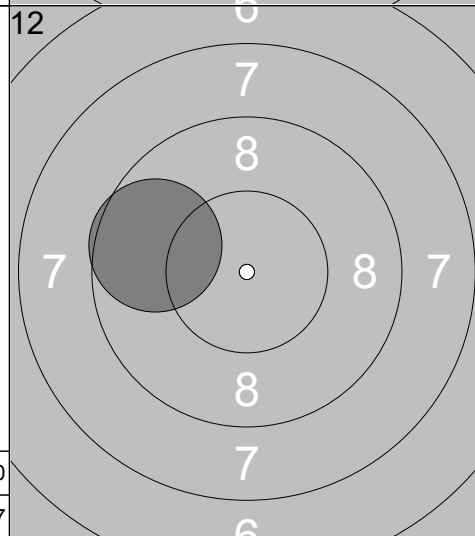
1: 9.5 →

Serie	9
Total	97



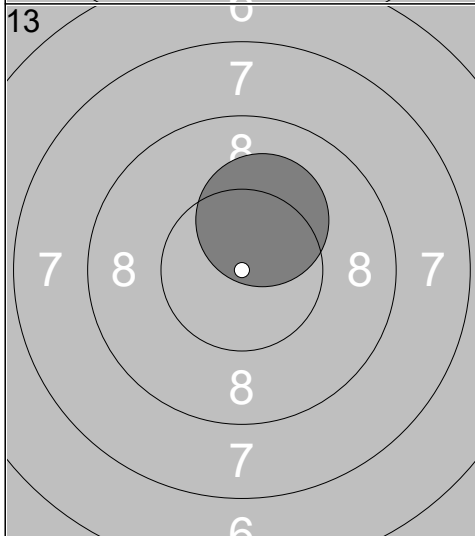
1: 10.1 ↘

Serie	10
Total	107



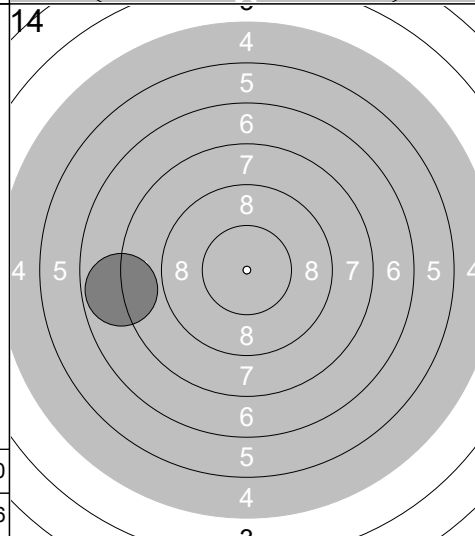
1: 9.7 ←

Serie	9
Total	116



1: 10.2x ↗

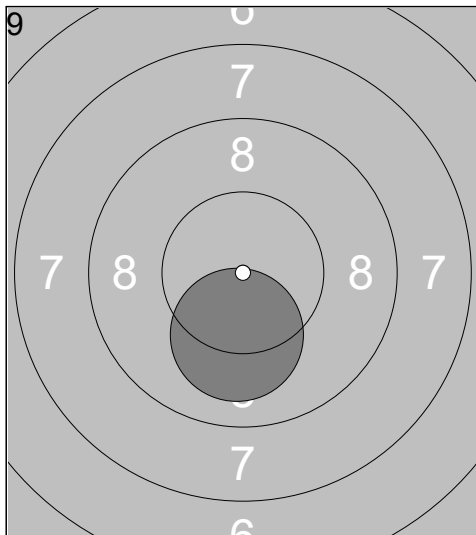
Serie	10
Total	126



1: 7.8 ←

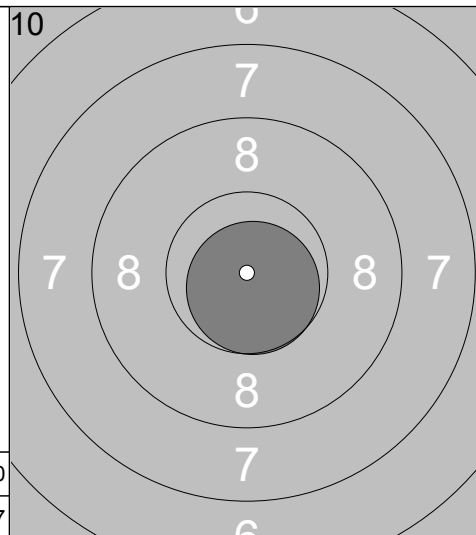
Serie	7
Total	133

<p>1</p> <table border="1" style="width:100%; border-collapse: collapse;"> <tr><td>Serie</td><td>10</td></tr> <tr><td>Total</td><td>10</td></tr> </table>	Serie	10	Total	10	<p>2</p> <table border="1" style="width:100%; border-collapse: collapse;"> <tr><td>Serie</td><td>10</td></tr> <tr><td>Total</td><td>20</td></tr> </table>	Serie	10	Total	20	<p>1: 10.5x ↓</p> <p>1: 10.0 ↑</p>
Serie	10									
Total	10									
Serie	10									
Total	20									
<p>3</p> <table border="1" style="width:100%; border-collapse: collapse;"> <tr><td>Serie</td><td>10</td></tr> <tr><td>Total</td><td>30</td></tr> </table>	Serie	10	Total	30	<p>4</p> <table border="1" style="width:100%; border-collapse: collapse;"> <tr><td>Serie</td><td>9</td></tr> <tr><td>Total</td><td>39</td></tr> </table>	Serie	9	Total	39	<p>1: 10.5x ↓</p> <p>1: 9.9 ↑</p>
Serie	10									
Total	30									
Serie	9									
Total	39									
<p>5</p> <table border="1" style="width:100%; border-collapse: collapse;"> <tr><td>Serie</td><td>10</td></tr> <tr><td>Total</td><td>49</td></tr> </table>	Serie	10	Total	49	<p>6</p> <table border="1" style="width:100%; border-collapse: collapse;"> <tr><td>Serie</td><td>9</td></tr> <tr><td>Total</td><td>58</td></tr> </table>	Serie	9	Total	58	<p>1: 10.5x ←</p> <p>1: 9.8 →</p>
Serie	10									
Total	49									
Serie	9									
Total	58									
<p>7</p> <table border="1" style="width:100%; border-collapse: collapse;"> <tr><td>Serie</td><td>10</td></tr> <tr><td>Total</td><td>68</td></tr> </table>	Serie	10	Total	68	<p>8</p> <table border="1" style="width:100%; border-collapse: collapse;"> <tr><td>Serie</td><td>9</td></tr> <tr><td>Total</td><td>77</td></tr> </table>	Serie	9	Total	77	<p>1: 10.7x ←</p> <p>1: 9.9 →</p>
Serie	10									
Total	68									
Serie	9									
Total	77									



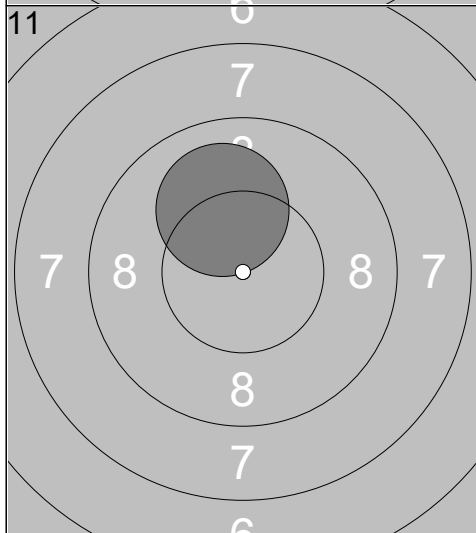
1: 10.1 ↓

Serie	10
Total	87



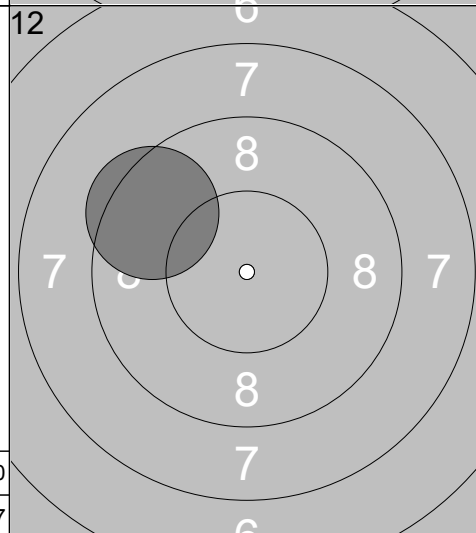
1: 10.7x ↓

Serie	10
Total	97



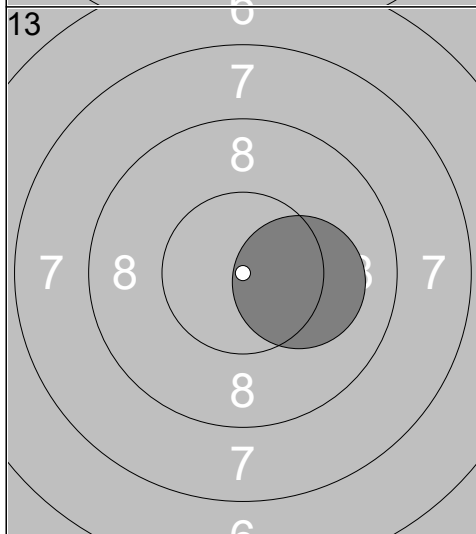
1: 10.1 ↑

Serie	10
Total	107



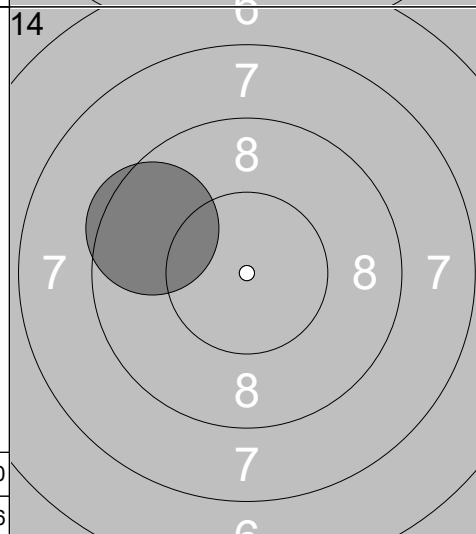
1: 9.4 ↗

Serie	9
Total	116



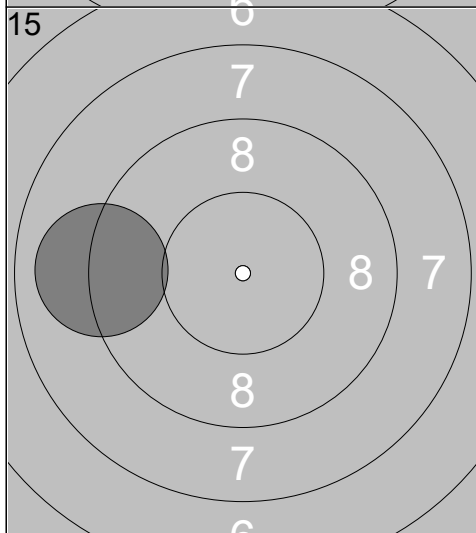
1: 10.2x →

Serie	10
Total	126



1: 9.5 ↖

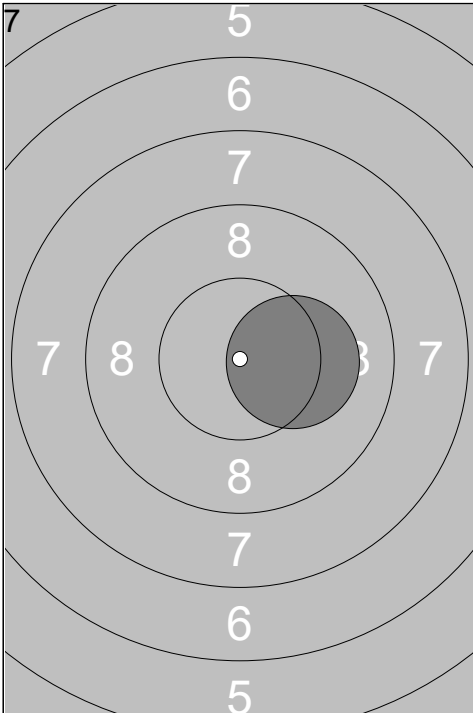
Serie	9
Total	135



1: 9.0 ←

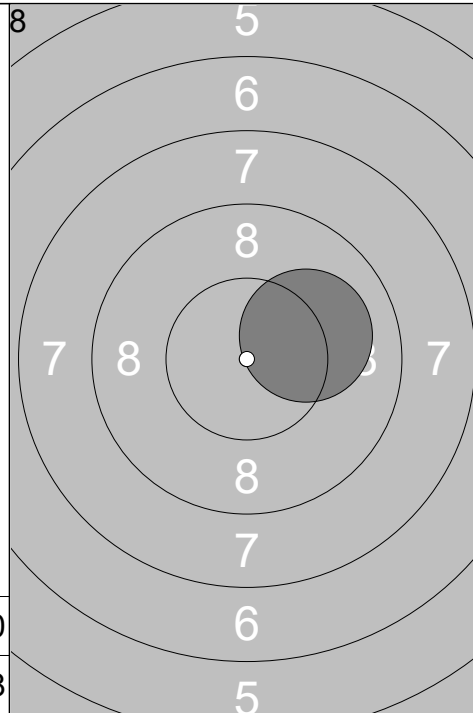
Serie	9
Total	144

<p>1</p>	<p>1: 10.2x ↘</p> <p>Serie 10</p> <p>Total 10</p>	<p>2</p>	<p>1: 9.9 ↓</p> <p>Serie 9</p> <p>Total 19</p>
<p>3</p>	<p>1: 10.7x ↑</p> <p>Serie 10</p> <p>Total 29</p>	<p>4</p>	<p>1: 9.4 ↘</p> <p>Serie 9</p> <p>Total 38</p>
<p>5</p>	<p>1: 10.1 ↘</p> <p>Serie 10</p> <p>Total 48</p>	<p>6</p>	<p>1: 10.6x ←</p> <p>Serie 10</p> <p>Total 58</p>



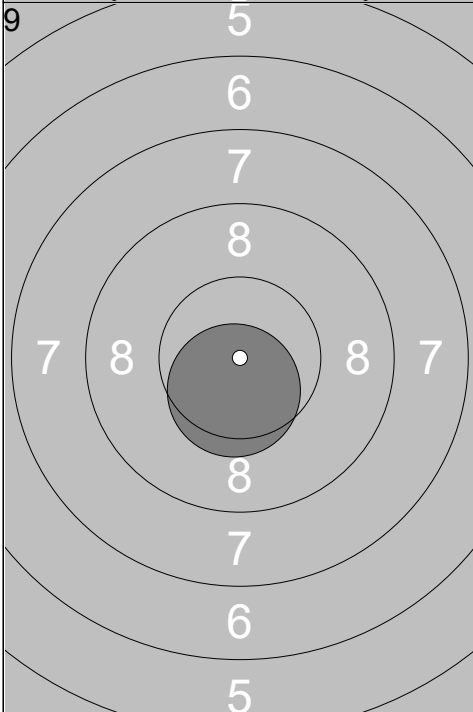
1: 10.2x →

Serie	10
Total	68



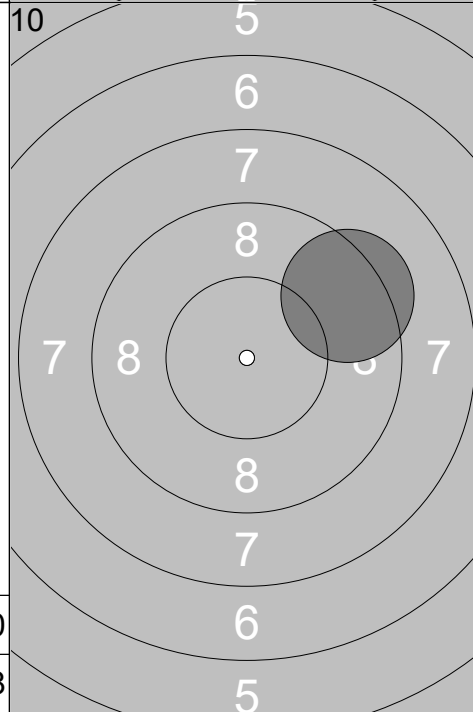
1: 10.1 →

Serie	10
Total	78



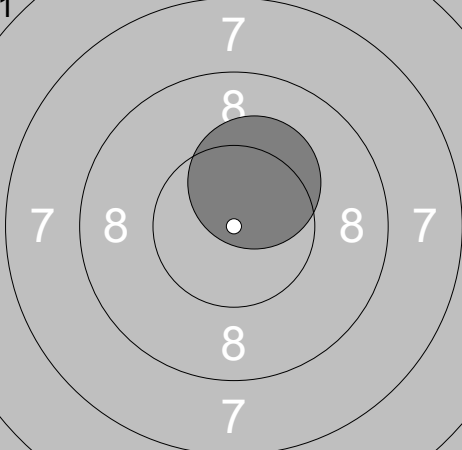
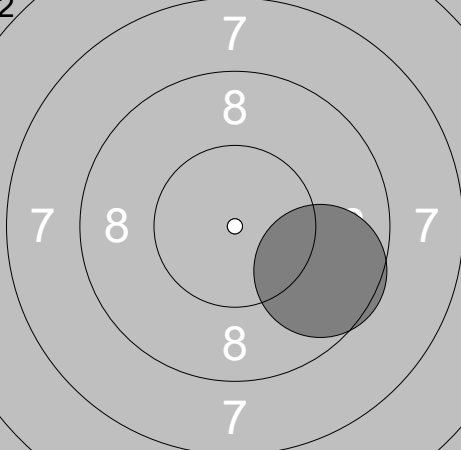
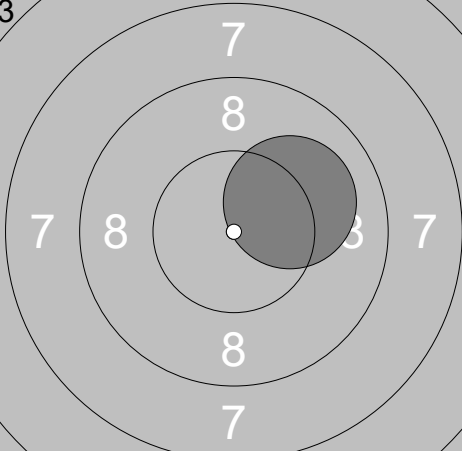
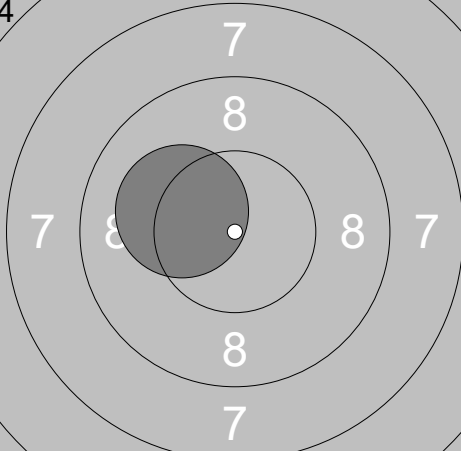
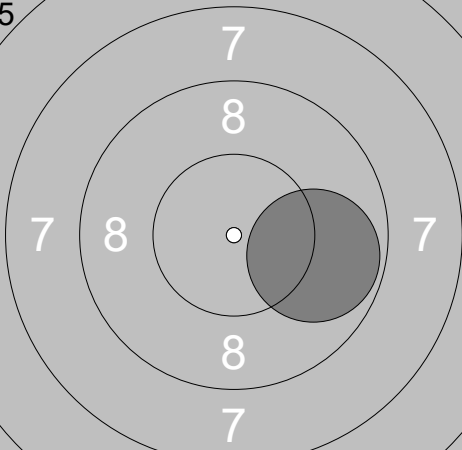
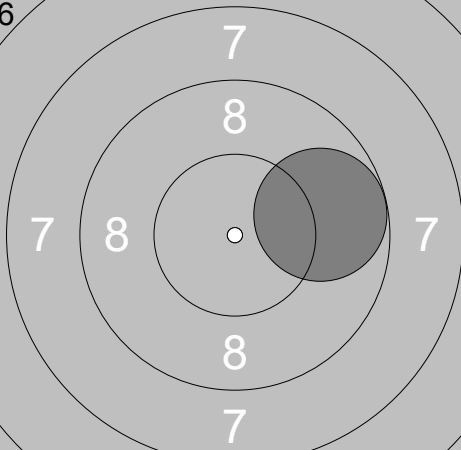
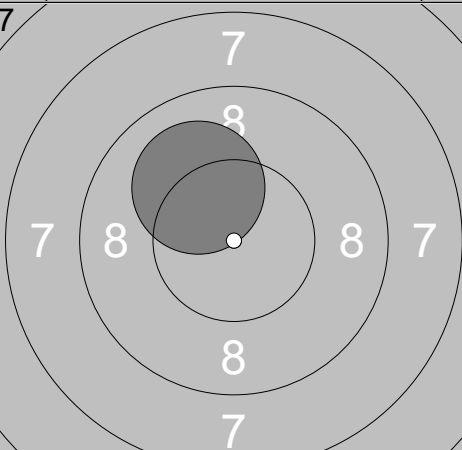
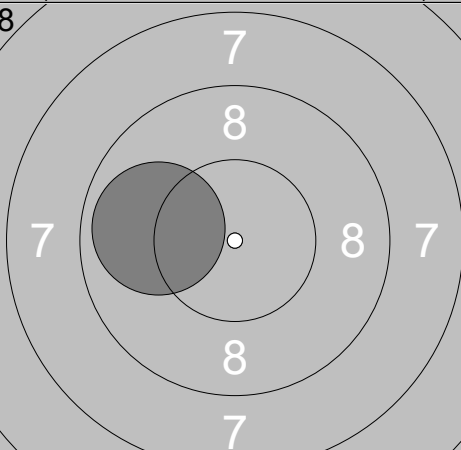
1: 10.5x ↓

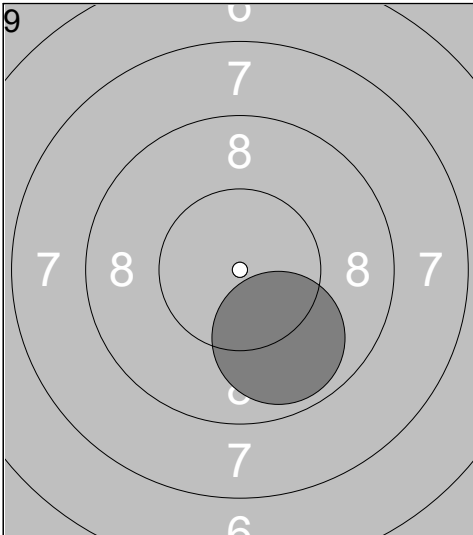
Serie	10
Total	88



1: 9.4 ↗

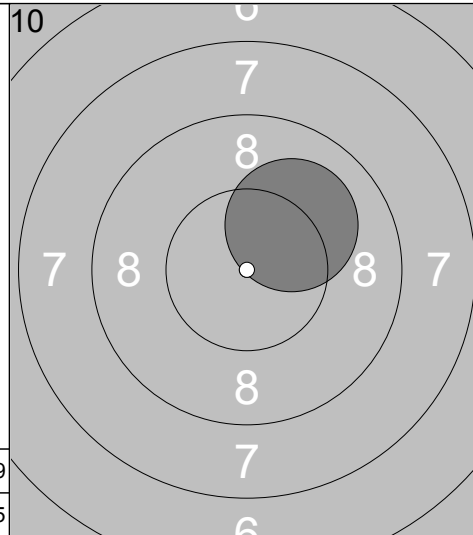
Serie	9
Total	97

<p>1</p>  <table border="1" style="width:100%; border-collapse: collapse; margin-top: 10px;"> <tr><td>Serie</td><td style="text-align: right;">10</td></tr> <tr><td>Total</td><td style="text-align: right;">10</td></tr> </table>	Serie	10	Total	10	<p>2</p>  <table border="1" style="width:100%; border-collapse: collapse; margin-top: 10px;"> <tr><td>Serie</td><td style="text-align: right;">9</td></tr> <tr><td>Total</td><td style="text-align: right;">19</td></tr> </table>	Serie	9	Total	19
Serie	10								
Total	10								
Serie	9								
Total	19								
<p>3</p>  <table border="1" style="width:100%; border-collapse: collapse; margin-top: 10px;"> <tr><td>Serie</td><td style="text-align: right;">10</td></tr> <tr><td>Total</td><td style="text-align: right;">29</td></tr> </table>	Serie	10	Total	29	<p>4</p>  <table border="1" style="width:100%; border-collapse: collapse; margin-top: 10px;"> <tr><td>Serie</td><td style="text-align: right;">10</td></tr> <tr><td>Total</td><td style="text-align: right;">39</td></tr> </table>	Serie	10	Total	39
Serie	10								
Total	29								
Serie	10								
Total	39								
<p>5</p>  <table border="1" style="width:100%; border-collapse: collapse; margin-top: 10px;"> <tr><td>Serie</td><td style="text-align: right;">9</td></tr> <tr><td>Total</td><td style="text-align: right;">48</td></tr> </table>	Serie	9	Total	48	<p>6</p>  <table border="1" style="width:100%; border-collapse: collapse; margin-top: 10px;"> <tr><td>Serie</td><td style="text-align: right;">9</td></tr> <tr><td>Total</td><td style="text-align: right;">57</td></tr> </table>	Serie	9	Total	57
Serie	9								
Total	48								
Serie	9								
Total	57								
<p>7</p>  <table border="1" style="width:100%; border-collapse: collapse; margin-top: 10px;"> <tr><td>Serie</td><td style="text-align: right;">10</td></tr> <tr><td>Total</td><td style="text-align: right;">67</td></tr> </table>	Serie	10	Total	67	<p>8</p>  <table border="1" style="width:100%; border-collapse: collapse; margin-top: 10px;"> <tr><td>Serie</td><td style="text-align: right;">9</td></tr> <tr><td>Total</td><td style="text-align: right;">76</td></tr> </table>	Serie	9	Total	76
Serie	10								
Total	67								
Serie	9								
Total	76								



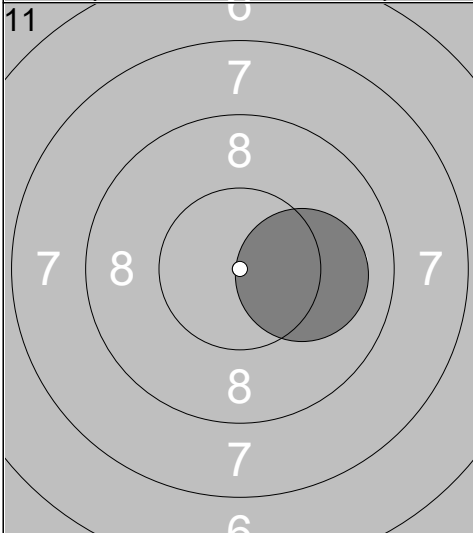
1: 9.9 ↓

Serie	9
Total	85



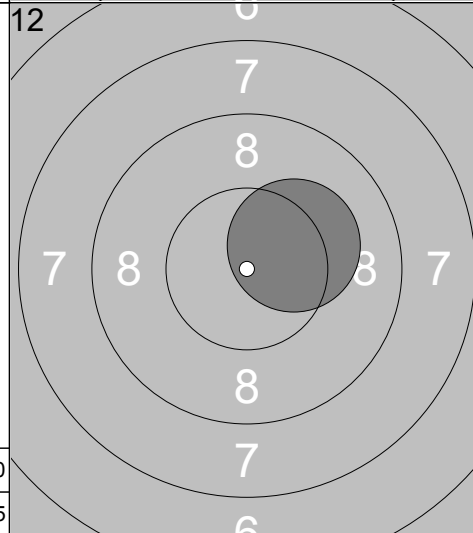
1: 10.1 ↗

Serie	10
Total	95



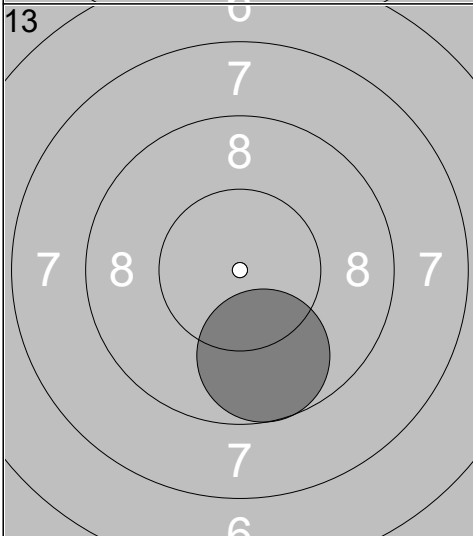
1: 10.1 →

Serie	10
Total	105



1: 10.2x ↗

Serie	10
Total	115



1: 9.7 ↓

Serie	9
Total	124

--	--

Skjutlag

2

Tavla

17

Simon Tollstern

Lions Cup 2018 Final


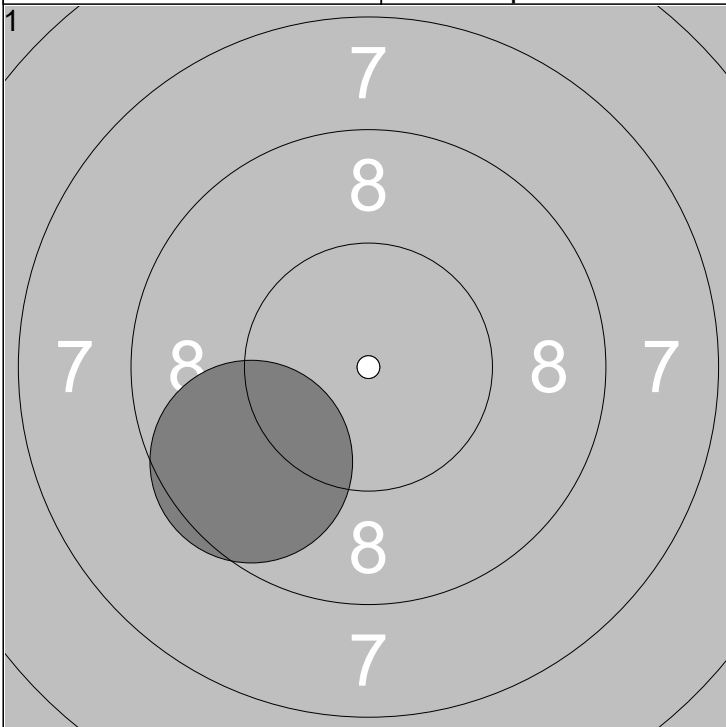
Söraby Skytteförening

F Stå

24.03.2018

Lions Cup 2018

Söraby SKF



1: 9.6 ↙

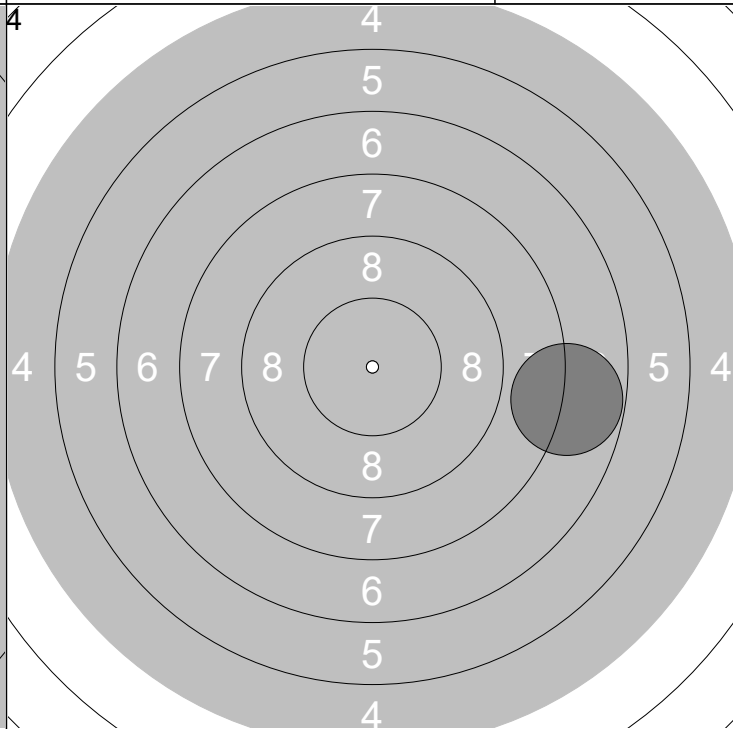
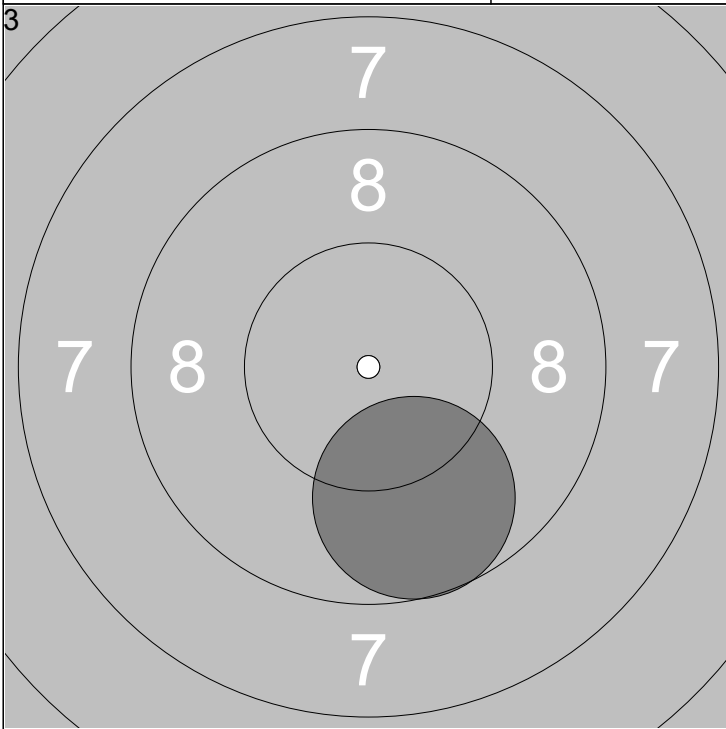
Serie	9
Total	9

Serie	9
Total	9

1: 10.4x ↗

Serie	10
Total	19

Serie	10
Total	19



1: 9.7 ↓

Serie	9
Total	28

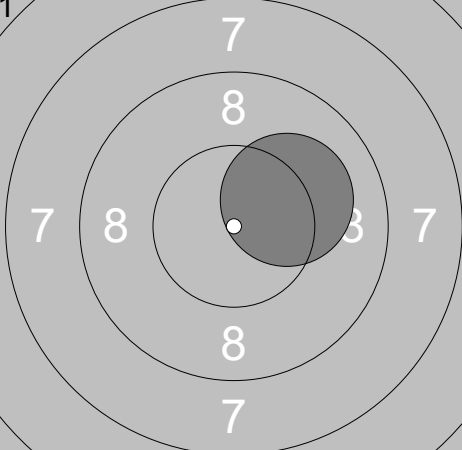
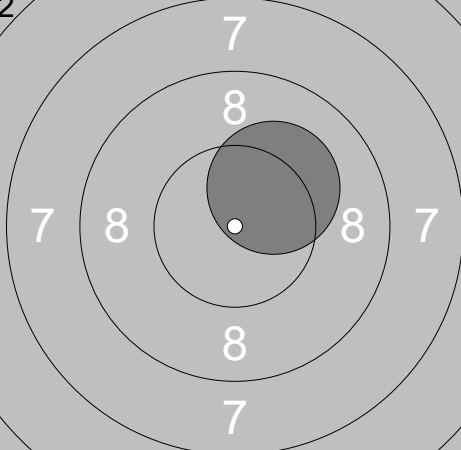
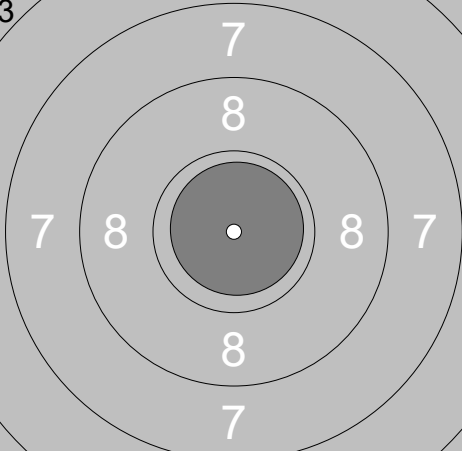
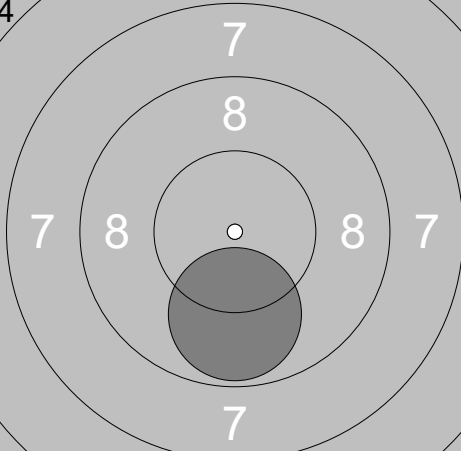
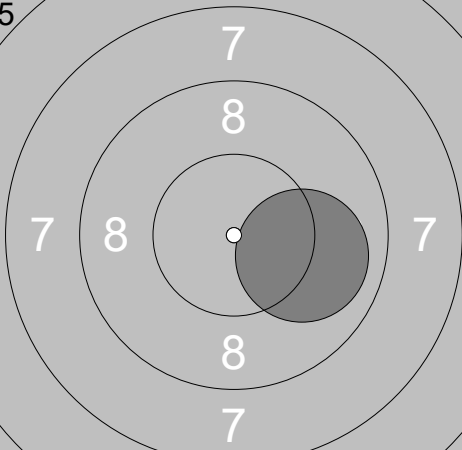
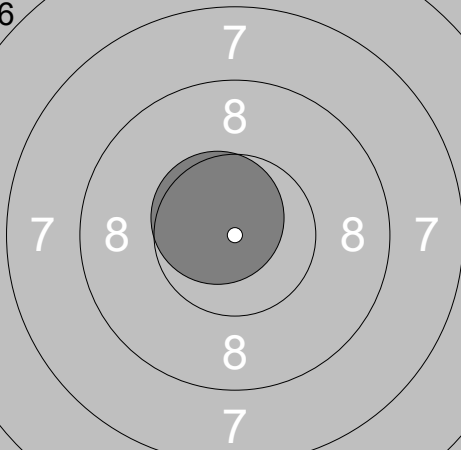
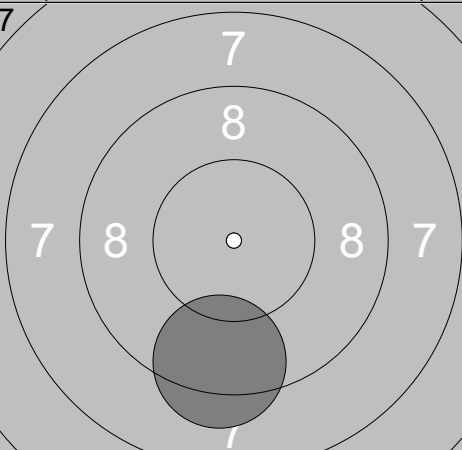
Serie	9
Total	28

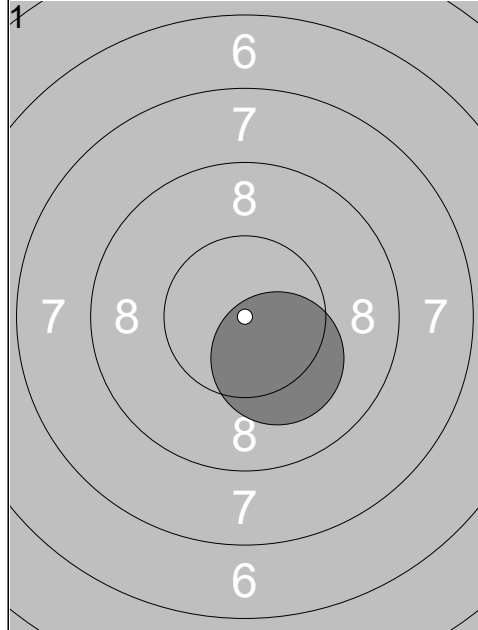
1: 7.8 →

Serie	7
Total	35

Serie	7
Total	35

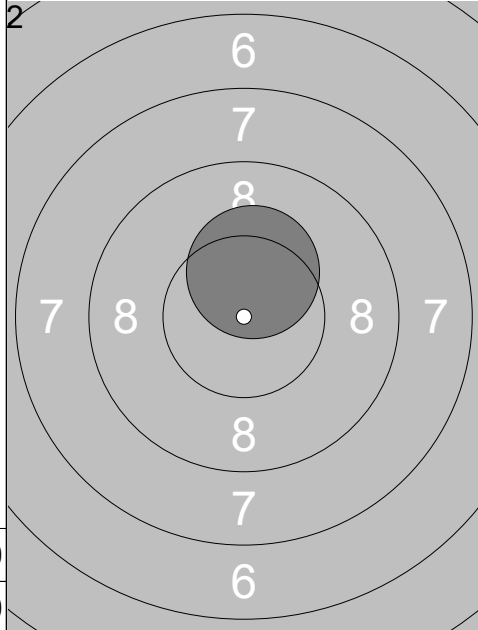
Lions Cup 2018

<p>1</p>  <table border="1" style="width:100%; border-collapse: collapse; margin-top: 10px;"> <tr> <td style="width:50%;">1: 10.2x ↗</td> <td style="width:50%;"></td> </tr> <tr> <td>Serie</td> <td style="text-align: right;">10</td> </tr> <tr> <td>Total</td> <td style="text-align: right;">10</td> </tr> </table>	1: 10.2x ↗		Serie	10	Total	10	<p>2</p>  <table border="1" style="width:100%; border-collapse: collapse; margin-top: 10px;"> <tr> <td style="width:50%;">1: 10.2x ↗</td> <td style="width:50%;"></td> </tr> <tr> <td>Serie</td> <td style="text-align: right;">10</td> </tr> <tr> <td>Total</td> <td style="text-align: right;">20</td> </tr> </table>	1: 10.2x ↗		Serie	10	Total	20
1: 10.2x ↗													
Serie	10												
Total	10												
1: 10.2x ↗													
Serie	10												
Total	20												
<p>3</p>  <table border="1" style="width:100%; border-collapse: collapse; margin-top: 10px;"> <tr> <td style="width:50%;">1: 10.9x ↗</td> <td style="width:50%;"></td> </tr> <tr> <td>Serie</td> <td style="text-align: right;">10</td> </tr> <tr> <td>Total</td> <td style="text-align: right;">30</td> </tr> </table>	1: 10.9x ↗		Serie	10	Total	30	<p>4</p>  <table border="1" style="width:100%; border-collapse: collapse; margin-top: 10px;"> <tr> <td style="width:50%;">1: 9.8 ↓</td> <td style="width:50%;"></td> </tr> <tr> <td>Serie</td> <td style="text-align: right;">9</td> </tr> <tr> <td>Total</td> <td style="text-align: right;">39</td> </tr> </table>	1: 9.8 ↓		Serie	9	Total	39
1: 10.9x ↗													
Serie	10												
Total	30												
1: 9.8 ↓													
Serie	9												
Total	39												
<p>5</p>  <table border="1" style="width:100%; border-collapse: collapse; margin-top: 10px;"> <tr> <td style="width:50%;">1: 10.0 ⇒</td> <td style="width:50%;"></td> </tr> <tr> <td>Serie</td> <td style="text-align: right;">10</td> </tr> <tr> <td>Total</td> <td style="text-align: right;">49</td> </tr> </table>	1: 10.0 ⇒		Serie	10	Total	49	<p>6</p>  <table border="1" style="width:100%; border-collapse: collapse; margin-top: 10px;"> <tr> <td style="width:50%;">1: 10.6x ↗</td> <td style="width:50%;"></td> </tr> <tr> <td>Serie</td> <td style="text-align: right;">10</td> </tr> <tr> <td>Total</td> <td style="text-align: right;">59</td> </tr> </table>	1: 10.6x ↗		Serie	10	Total	59
1: 10.0 ⇒													
Serie	10												
Total	49												
1: 10.6x ↗													
Serie	10												
Total	59												
<p>7</p>  <table border="1" style="width:100%; border-collapse: collapse; margin-top: 10px;"> <tr> <td style="width:50%;">1: 9.3 ↓</td> <td style="width:50%;"></td> </tr> <tr> <td>Serie</td> <td style="text-align: right;">9</td> </tr> <tr> <td>Total</td> <td style="text-align: right;">68</td> </tr> </table>	1: 9.3 ↓		Serie	9	Total	68							
1: 9.3 ↓													
Serie	9												
Total	68												



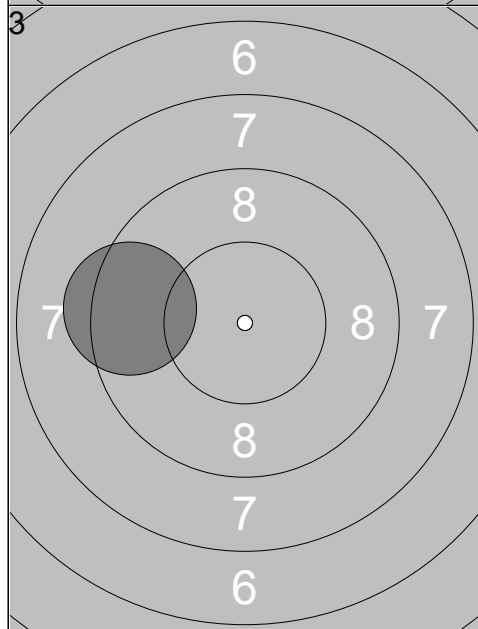
1: 10.2x ↘

Serie	10
Total	10



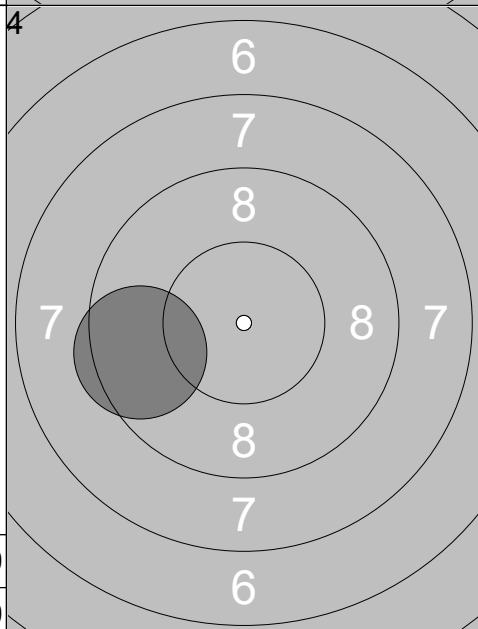
1: 10.3x ↑

Serie	10
Total	20



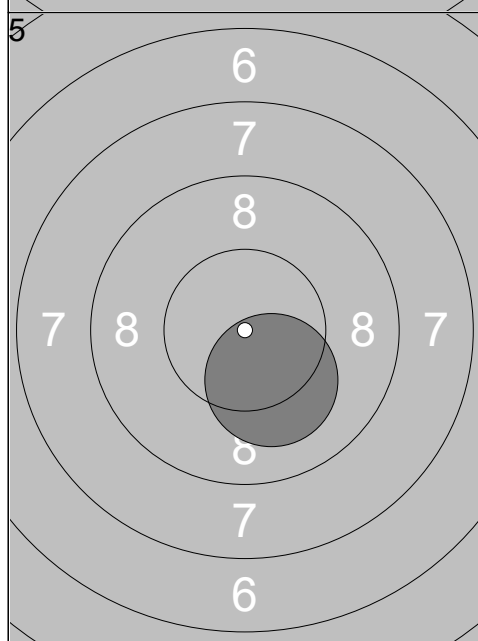
1: 9.4 ←

Serie	9
Total	29



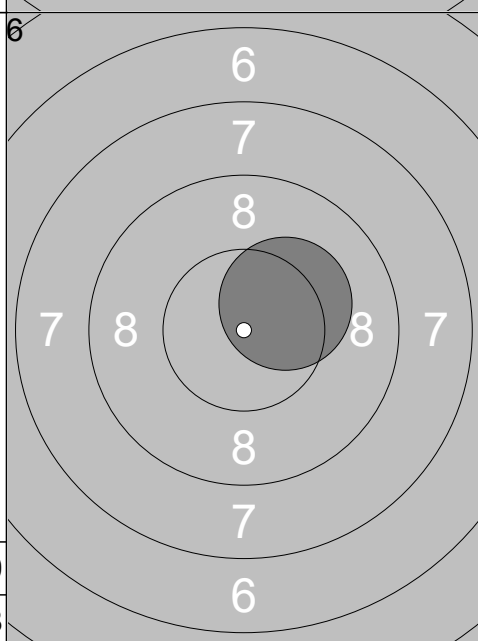
1: 9.5 ←

Serie	9
Total	38



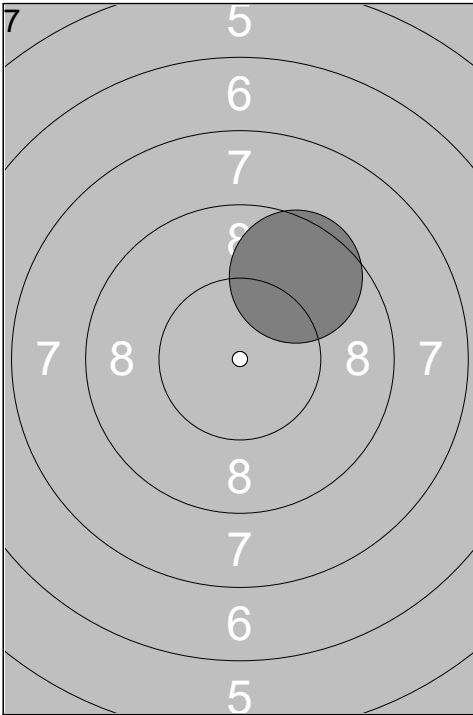
1: 10.2x ↘

Serie	10
Total	48



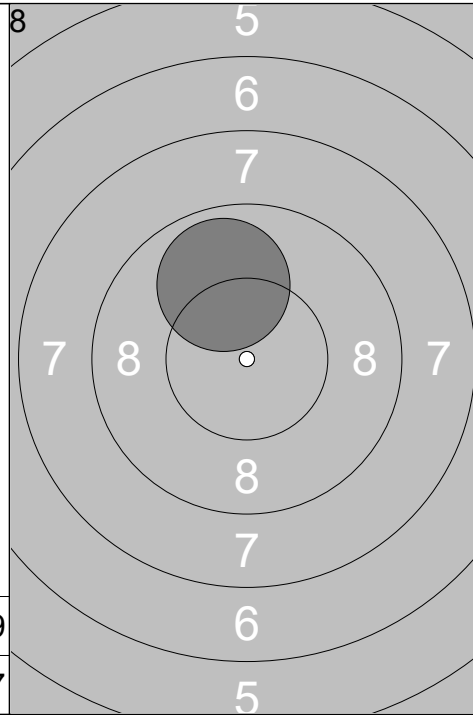
1: 10.3x ↗

Serie	10
Total	58



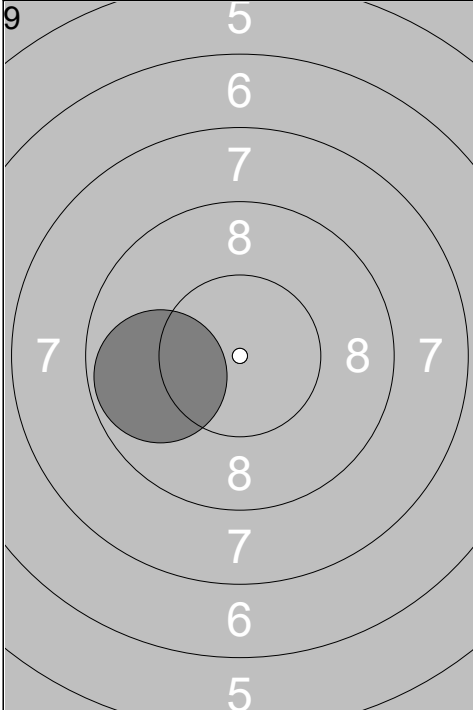
1: 9.6 ↗

Serie	9
Total	67



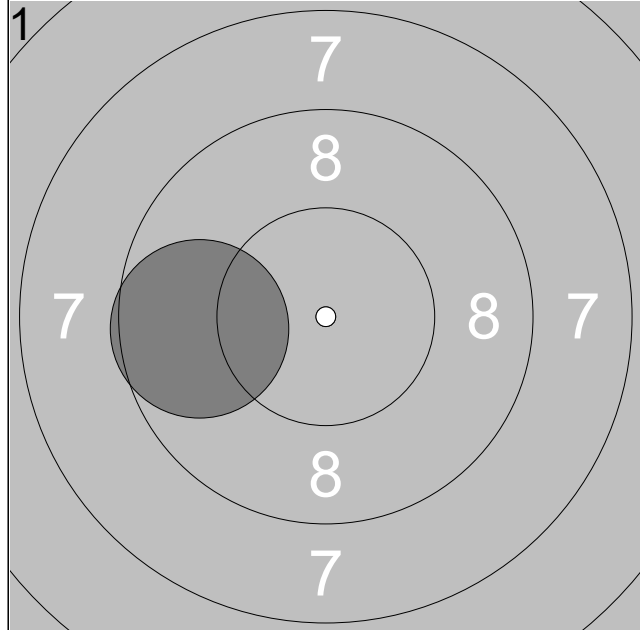
1: 9.9 ↗

Serie	9
Total	76

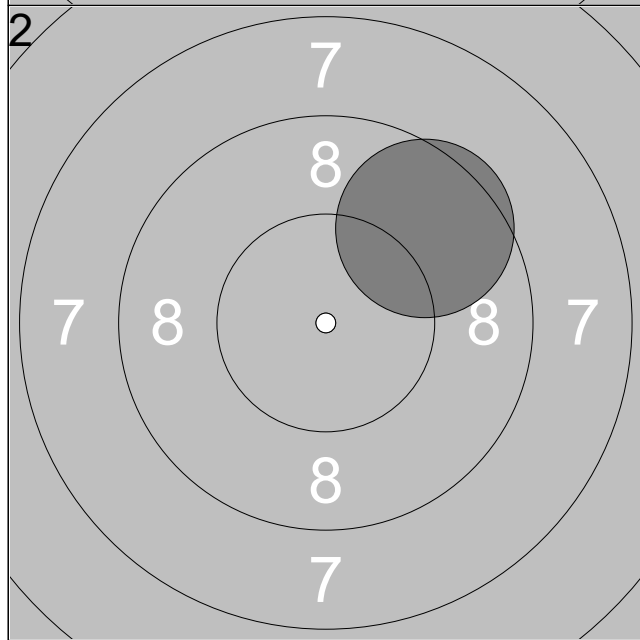


1: 9.8 ←

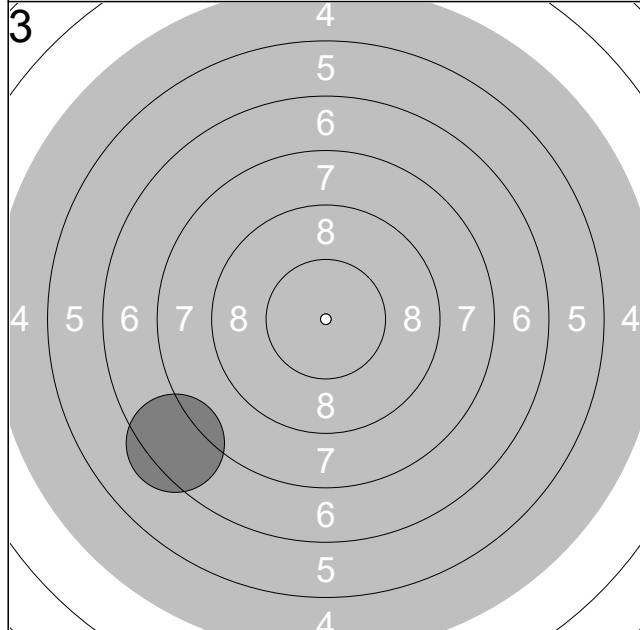
Serie	9
Total	85



	1:	9.6	←
Serie	9		
Total	9		

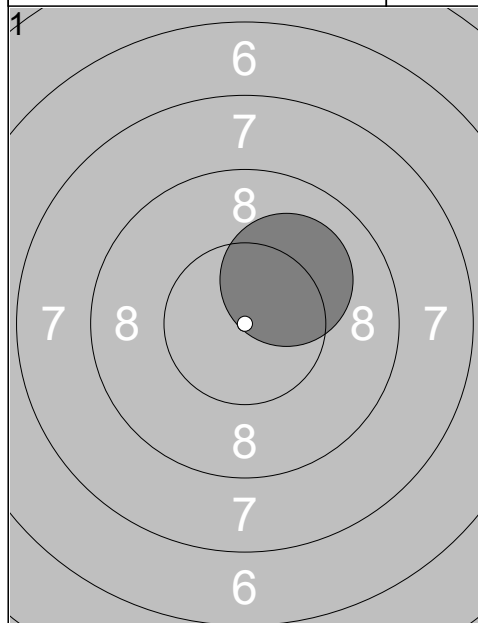


	1:	9.6	↗
Serie	9		
Total	18		



	1:	7.4	↙
Serie	7		
Total	25		

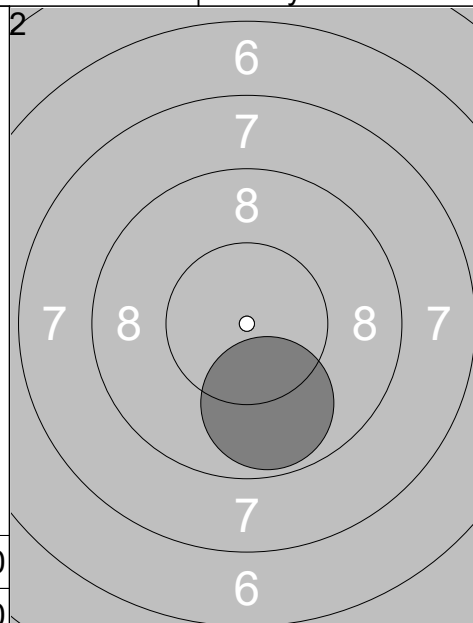
<p>1</p> <table border="1" style="width:100%; border-collapse: collapse; margin-top: 10px;"> <tr><td>Serie</td><td style="text-align: right;">10</td></tr> <tr><td>Total</td><td style="text-align: right;">10</td></tr> </table>	Serie	10	Total	10	<p>2</p> <table border="1" style="width:100%; border-collapse: collapse; margin-top: 10px;"> <tr><td>Serie</td><td style="text-align: right;">10</td></tr> <tr><td>Total</td><td style="text-align: right;">20</td></tr> </table>	Serie	10	Total	20	<p>3</p> <table border="1" style="width:100%; border-collapse: collapse; margin-top: 10px;"> <tr><td>Serie</td><td style="text-align: right;">10</td></tr> <tr><td>Total</td><td style="text-align: right;">30</td></tr> </table>	Serie	10	Total	30	<p>4</p> <table border="1" style="width:100%; border-collapse: collapse; margin-top: 10px;"> <tr><td>Serie</td><td style="text-align: right;">8</td></tr> <tr><td>Total</td><td style="text-align: right;">38</td></tr> </table>	Serie	8	Total	38
Serie	10																		
Total	10																		
Serie	10																		
Total	20																		
Serie	10																		
Total	30																		
Serie	8																		
Total	38																		
<p>5</p> <table border="1" style="width:100%; border-collapse: collapse; margin-top: 10px;"> <tr><td>Serie</td><td style="text-align: right;">9</td></tr> <tr><td>Total</td><td style="text-align: right;">47</td></tr> </table>	Serie	9	Total	47	<p>6</p> <table border="1" style="width:100%; border-collapse: collapse; margin-top: 10px;"> <tr><td>Serie</td><td style="text-align: right;">9</td></tr> <tr><td>Total</td><td style="text-align: right;">56</td></tr> </table>	Serie	9	Total	56										
Serie	9																		
Total	47																		
Serie	9																		
Total	56																		



1: 10.1 ↗

Serie 10

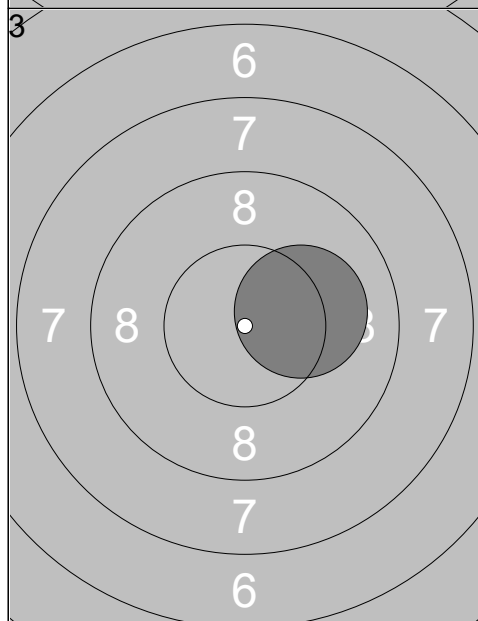
Total 10



1: 9.8 ↓

Serie 9

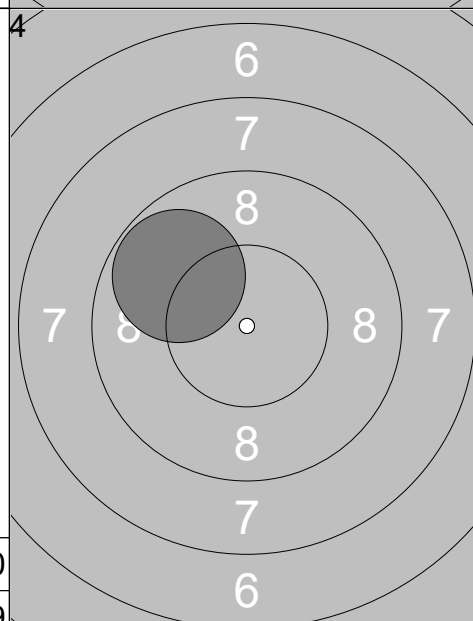
Total 19



1: 10.1 →

Serie 10

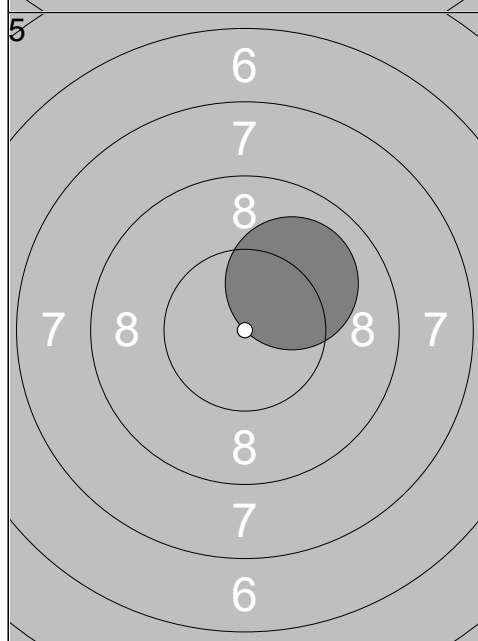
Total 29



1: 9.8 ↖

Serie 9

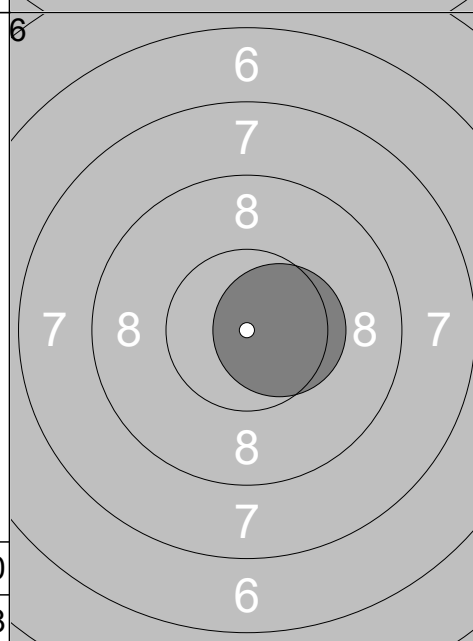
Total 38



1: 10.1 ↗

Serie 10

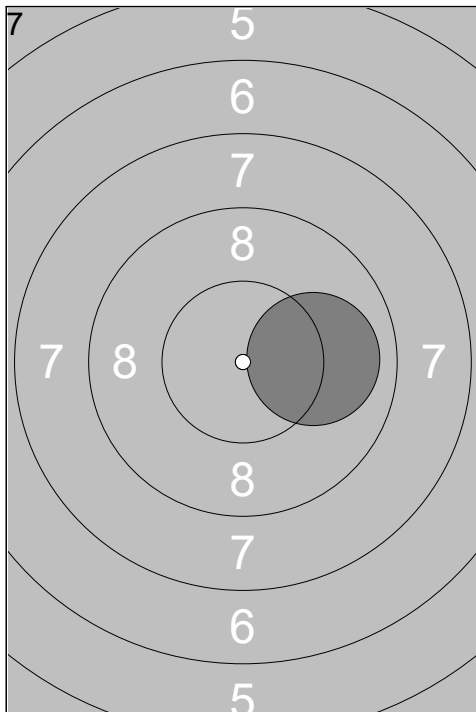
Total 48



1: 10.5x →

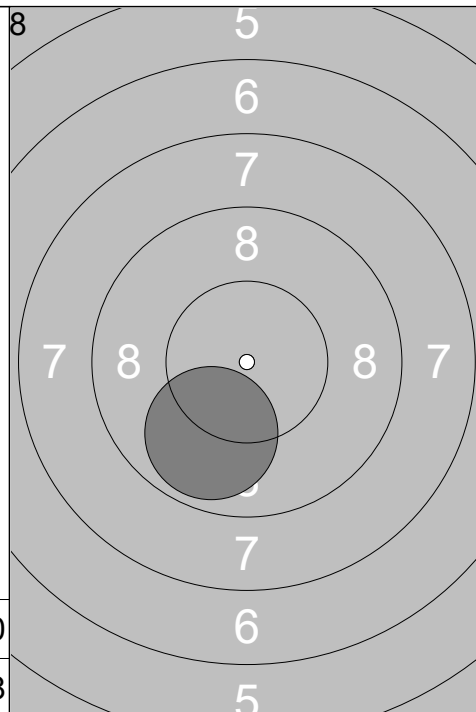
Serie 10

Total 58



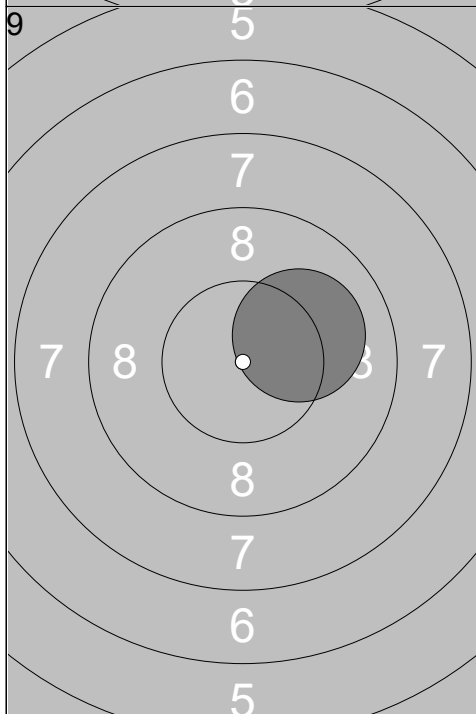
1: 10.0 →

Serie	10
Total	68



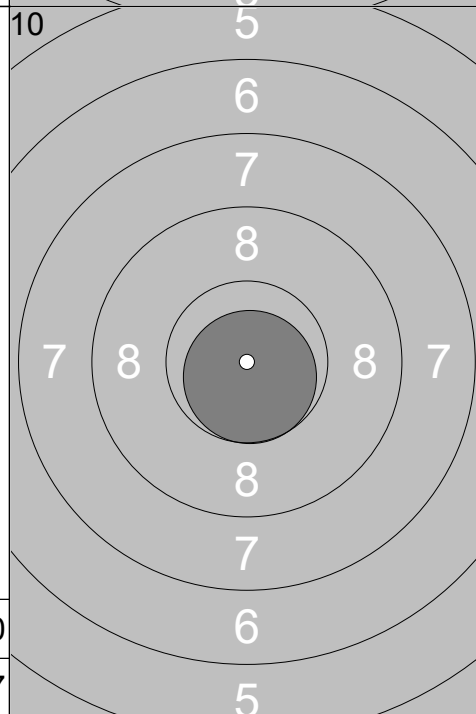
1: 9.9 ↙

Serie	9
Total	77



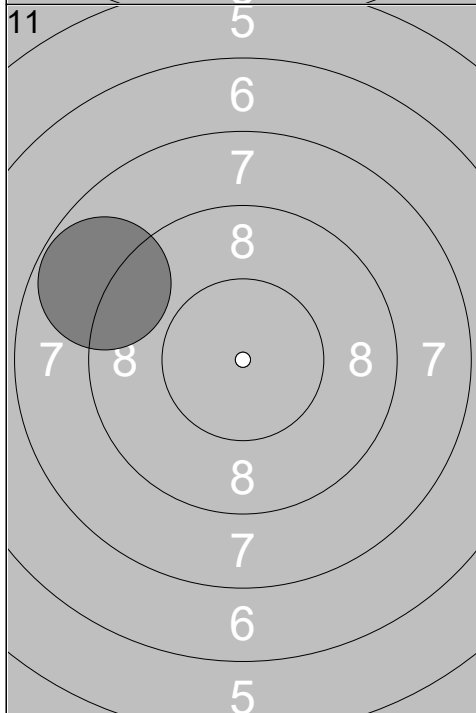
1: 10.1 ↗

Serie	10
Total	87



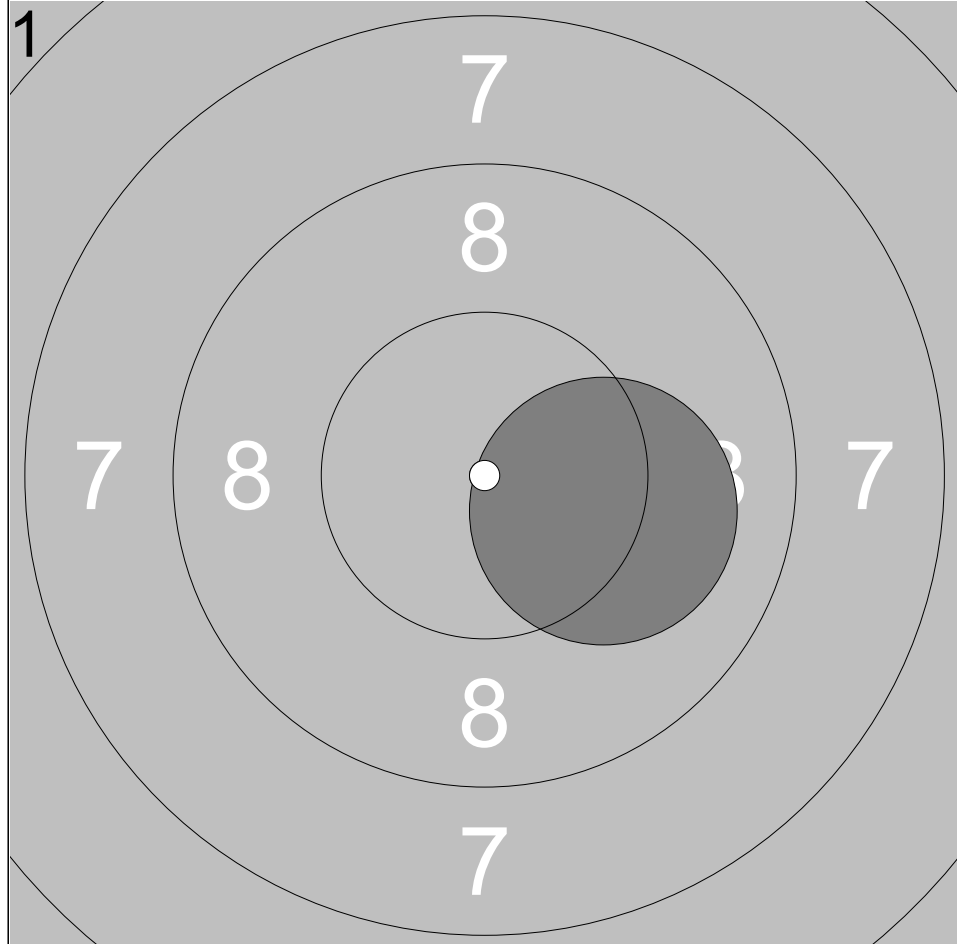
1: 10.7x ↓

Serie	10
Total	97



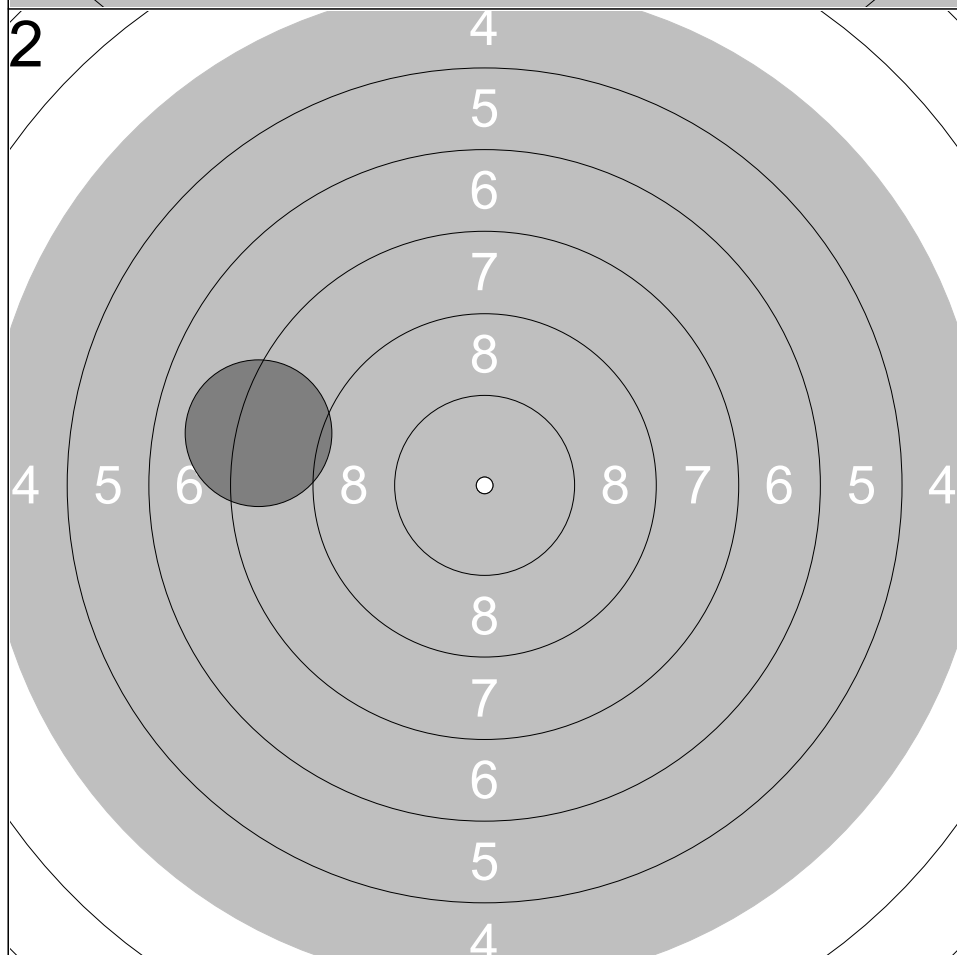
1: 8.8 ↖

Serie	8
Total	105



1:	10.1	➔
----	------	---

Serie	10
Total	10



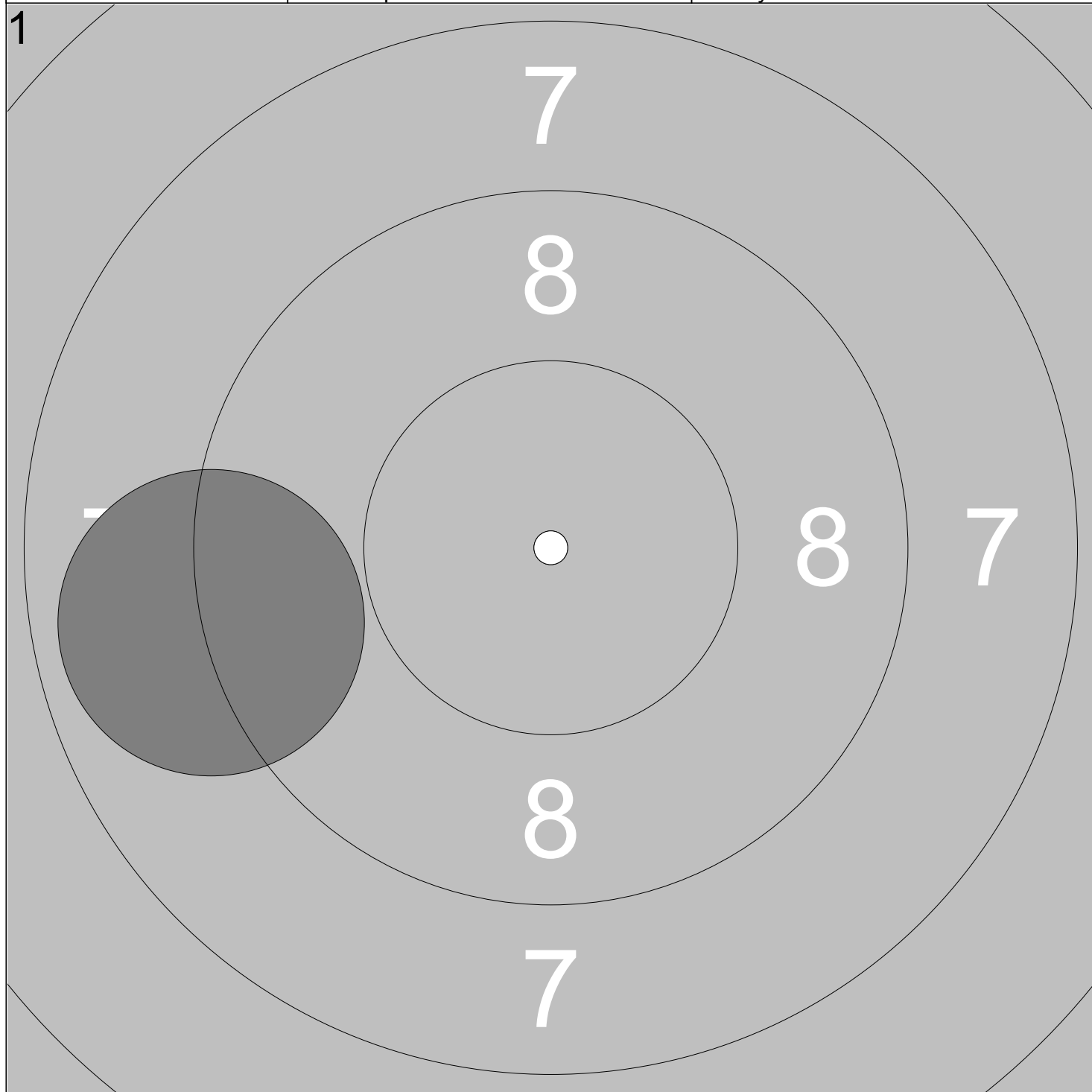
1:	8.1	➔
----	-----	---

Serie	8
Total	18

Skjutlag 2	Tavla 24	Nora Olsson
----------------------	--------------------	--------------------

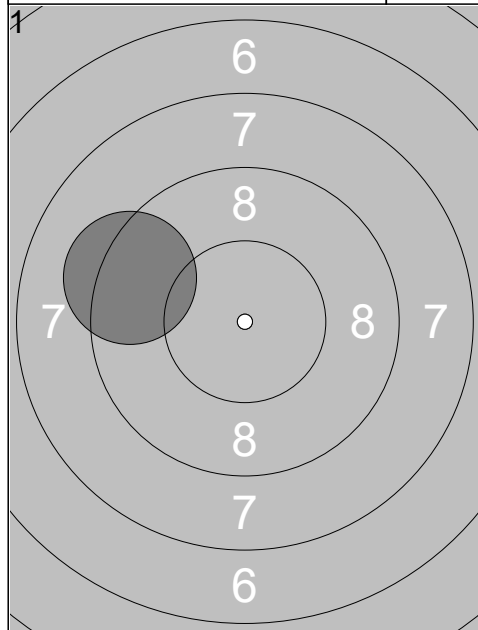
Lions Cup 2018 Final	Gullabo Skytteförening	F Stå
----------------------	------------------------	-------

24.03.2018	Lions Cup 2018	Söraby SKF
------------	----------------	------------

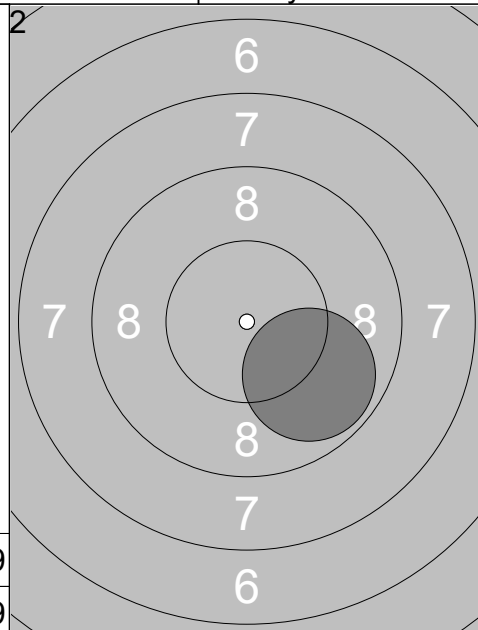


1: 8.9 ←	Serie 8
	Total 8

Lions Cup 2018



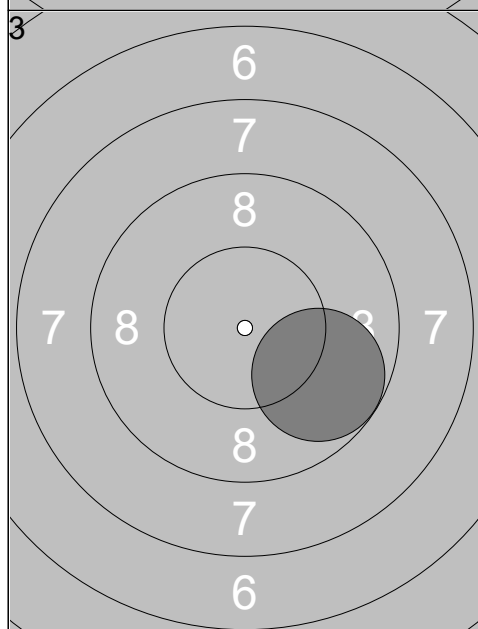
1: 9.3 ←



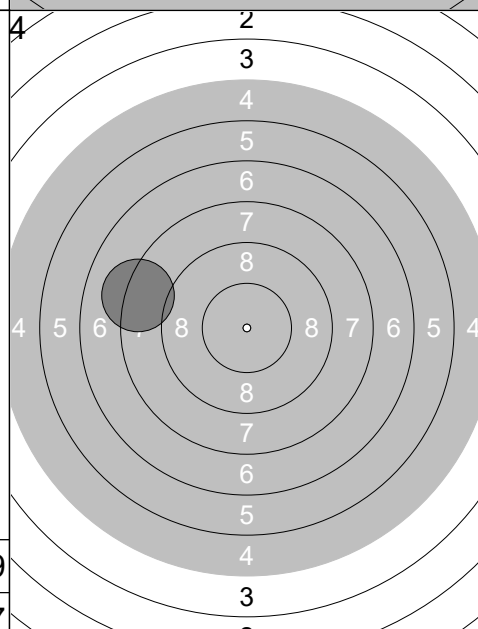
1: 9.9 ↘

Serie 9
Total 9

Serie 9
Total 18



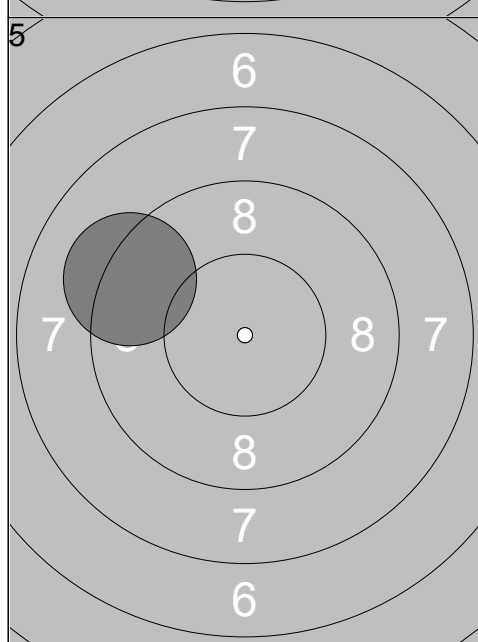
1: 9.8 ↘



1: 8.2 ←

Serie 9
Total 27

Serie 8
Total 35

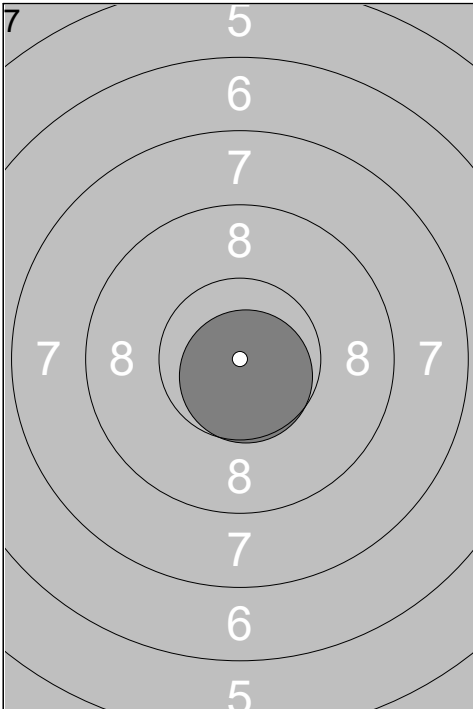


1: 9.2 ←

Serie 9
Total 44

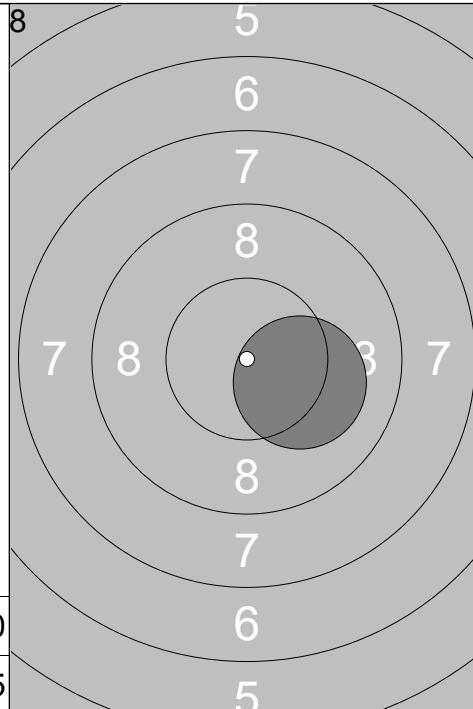
24.03.2018	Lions Cup 2018	Söraby SKF
------------	----------------	------------

<p>1</p> <p style="text-align: right;">1: 9.1 ↘</p> <table border="1" style="width:100%; border-collapse: collapse;"> <tr><td style="text-align: right;">Serie</td><td style="text-align: right;">9</td></tr> <tr><td style="text-align: right;">Total</td><td style="text-align: right;">9</td></tr> </table>	Serie	9	Total	9	<p>2</p> <p style="text-align: right;">1: 10.8x →</p> <table border="1" style="width:100%; border-collapse: collapse;"> <tr><td style="text-align: right;">Serie</td><td style="text-align: right;">10</td></tr> <tr><td style="text-align: right;">Total</td><td style="text-align: right;">19</td></tr> </table>	Serie	10	Total	19					
Serie	9													
Total	9													
Serie	10													
Total	19													
<p>3</p> <p style="text-align: right;">1: 8.8 ↙</p> <table border="1" style="width:100%; border-collapse: collapse;"> <tr><td style="text-align: right;">Serie</td><td style="text-align: right;">8</td></tr> <tr><td style="text-align: right;">Total</td><td style="text-align: right;">27</td></tr> </table>	Serie	8	Total	27	<p>4</p> <p style="text-align: right;">1: 9.8 ←</p> <table border="1" style="width:100%; border-collapse: collapse;"> <tr><td style="text-align: right;">Serie</td><td style="text-align: right;">9</td></tr> <tr><td style="text-align: right;">Total</td><td style="text-align: right;">36</td></tr> </table>	Serie	9	Total	36	<table border="1" style="width:100%; border-collapse: collapse;"> <tr><td style="text-align: right;">Serie</td><td style="text-align: right;">10</td></tr> <tr><td style="text-align: right;">Total</td><td style="text-align: right;">46</td></tr> </table>	Serie	10	Total	46
Serie	8													
Total	27													
Serie	9													
Total	36													
Serie	10													
Total	46													
<p>5</p> <p style="text-align: right;">1: 10.2x ↙</p> <table border="1" style="width:100%; border-collapse: collapse;"> <tr><td style="text-align: right;">Serie</td><td style="text-align: right;">10</td></tr> <tr><td style="text-align: right;">Total</td><td style="text-align: right;">46</td></tr> </table>	Serie	10	Total	46	<p>6</p> <p style="text-align: right;">1: 9.7 ↑</p> <table border="1" style="width:100%; border-collapse: collapse;"> <tr><td style="text-align: right;">Serie</td><td style="text-align: right;">9</td></tr> <tr><td style="text-align: right;">Total</td><td style="text-align: right;">55</td></tr> </table>	Serie	9	Total	55	<table border="1" style="width:100%; border-collapse: collapse;"> <tr><td style="text-align: right;">Serie</td><td style="text-align: right;">9</td></tr> <tr><td style="text-align: right;">Total</td><td style="text-align: right;">55</td></tr> </table>	Serie	9	Total	55
Serie	10													
Total	46													
Serie	9													
Total	55													
Serie	9													
Total	55													



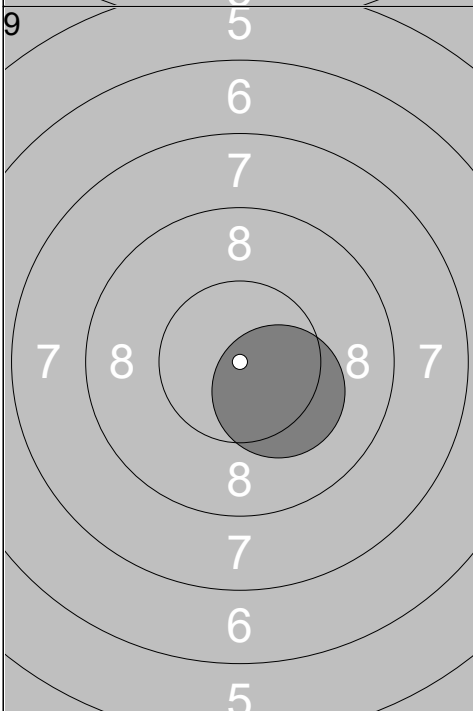
1: 10.7x ↘

Serie	10
Total	65



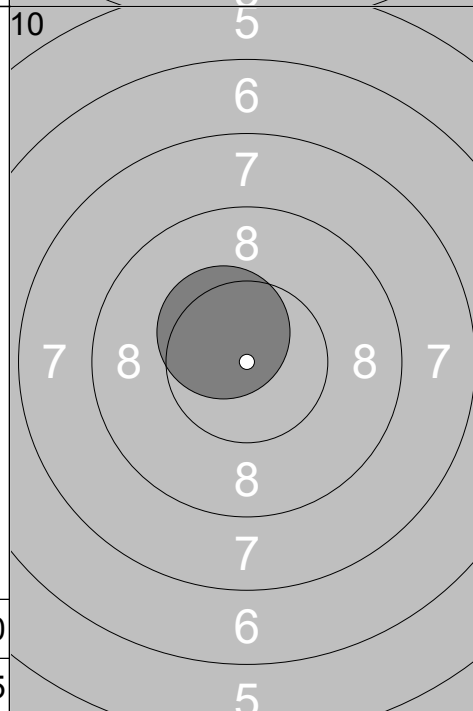
1: 10.2x ➤

Serie	10
Total	75



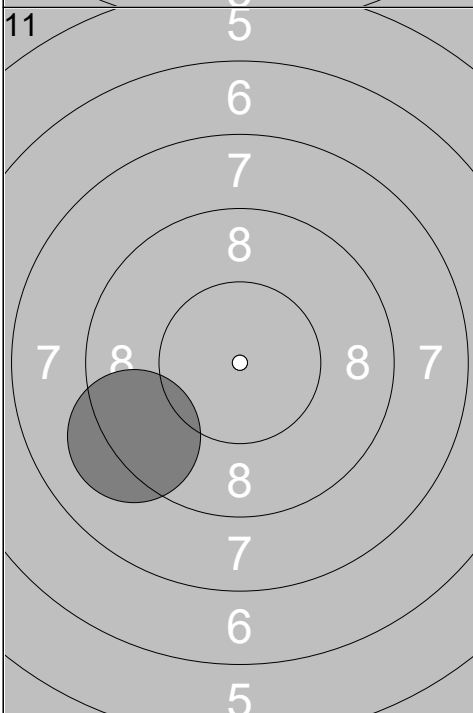
1: 10.3x ↘

Serie	10
Total	85



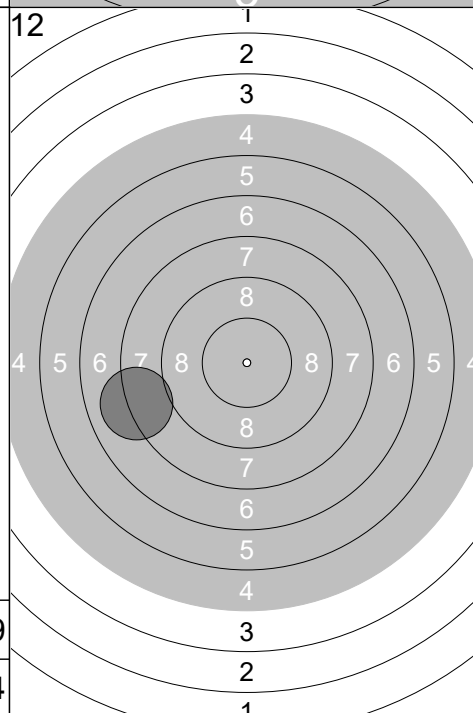
1: 10.4x ↖

Serie	10
Total	95



1: 9.2 ↙

Serie	9
Total	104



1: 8.0 ↙

Serie	8
Total	112